



UNIFIED FIRE AUTHORITY BOARD AGENDA

March 17, 2026, 7:30 a.m.

NOTICE IS HEREBY GIVEN THAT THE UNIFIED FIRE AUTHORITY BOARD OF DIRECTORS SHALL ASSEMBLE BOTH ELECTRONICALLY AND IN-PERSON FOR A MEETING AT UFA HEADQUARTERS LOCATED AT 3380 SOUTH 900 WEST, SALT LAKE CITY, UT 84119

THE PUBLIC MAY ATTEND IN-PERSON OR ELECTRONICALLY VIA ZOOM WEBINAR AT:
<https://zoom.us/j/98255960431?pwd=VW9iWk1KQ0JYTi9ISDIxMS96KzZXZz09>
Password: 123911

1. Call to Order – Chair Fotheringham
2. Public Comment

Please limit comments to three minutes each and be germane to the agenda items or UFA business. The UFA Board typically will not engage directly but may direct staff to address comments following the meeting.

There are three options for comments during this meeting:

 - a. In-Person.
 - b. Live during the Webinar by logging in as described above. If you wish to make a comment, select the “Raise Hand” button at the bottom of the screen. You will then be added to the queue and invited to speak.
 - c. EMAIL: Public comments will be accepted prior to the meeting via email at publiccomment@unifiedfire.org until 7:00 a.m. March 16, 2026. Emailed comments submitted prior to 7:00 a.m. March 16, 2026, will be read or summarized into the record; comments received after the deadline will be forwarded to the UFA Board, but not read into the meeting record or addressed during the meeting.
3. Minutes Approval – Chair Fotheringham
 - a. February 17, 2026
4. Consent Agenda
 - a. Review of February Disbursements – CFO Hill
5. Committee Updates
 - a. Benefits & Compensation Committee – Chair Buroker
 - i. Upcoming Meeting-03/19/26
 - b. Governance Committee (No meeting) – Chair Gettel
 - c. Finance Committee – Chair Henderson
 - i. Upcoming Meeting- 04/09/26

6. Administration & Planning Report – AC Russell
 - a. Safety Officer Introduction-BC Nate Bogenschutz
 - b. Legislative Close-Out

7. Operations Report – AC Dern
 - a. Operations Report
 - b. Standards of Cover Update

8. Fire Chief Report
 - a. Information Outreach Video
 - b. Fire Training Tours
 - c. Fire School Reminder

9. Possible Closed Session

The Board may consider a motion to enter Closed Session. A closed meeting described under Utah Code Section 52-4-205 may be held for specific purposes including, but not limited to:

- a. discussion of the character, professional competence, or physical or mental health of an individual;
- b. strategy sessions to discuss pending or reasonably imminent litigation;
- c. strategy sessions to discuss the purchase, exchange, or lease of real property;
- d. discussion regarding deployment of security personnel, devices, or systems; and
- e. investigative proceedings regarding allegations of criminal misconduct.

A closed meeting may also be held for attorney-client matters that are privileged pursuant to Utah Code § 78B-1-137, and for other lawful purposes that satisfy the pertinent requirements of the Utah Open and Public Meetings Act.

Upcoming Events

Fire School 101
March 27, 2026
UFA Fire Training

UFA Banquet
April 24, 2026
This is the Place Heritage Park

Recruit Camp 61 Graduation
May 6, 2026
JATC

The next UFA Board meeting will be held on April 21, 2026, at 7:30 a.m. both electronically and at UFA Headquarters located at 3380 South 900 West, Salt Lake City, UT 84119

THE PUBLIC IS INVITED TO PARTICIPATE IN ALL UFA MEETINGS.

In accordance with the Americans with Disabilities Act, UFA will make reasonable accommodation for participation in the meetings. Please call the clerk at least three working days prior to the meeting at 801-743-7213. Motions relating to any of the foregoing, including final action, may be taken at the meeting. This meeting will also be held electronically to allow members of the UFA Board to participate. This agenda is subject to change with a minimum 24-hour notice.

CERTIFICATE OF POSTING

The undersigned, does hereby certify that the above agenda notice was posted on this 11th day of March 2026, on the UFA bulletin boards, the UFA website www.unifiedfire.org , posted on the Utah State Public Notice website <http://www.utah.gov/pmn/index.html> and was emailed to at least one newspaper of general circulation within the jurisdiction of the public body.

Micayla Dinkel, UFA Board Clerk



UNIFIED FIRE AUTHORITY BOARD MINUTES

February 17, 2026 7:30 AM

Electronically via Zoom Webinar/UFA Headquarters-3380 South 900 West SLC, UT 84119

- Call to Order

Quorum present

Chair Fotheringham called the meeting to order at 7:30 am.

- Public Comment

None

Public comment was available live and with a posted email address.

- Board Member Recognition

Chair Fotheringham presented Former Mayor Mike Weichers with a plaque to thank him for his years of service to the Unified Fire Authority.

- Minutes Approval

a. January 20, 2026

Mayor Gettel made a motion to approve the January 20, 2026, minutes as submitted. Mayor Sudbury seconded the motion, and all voted in favor; none opposed.

- Oath of Office for New Board Members

The following Board Members were administered the UFA Board Member Oath of Office.

Mayor Gray, Eagle Mountain

Mayor Bennion, Cottonwood Heights

Mayor John, Brighton

Mayor Sudbury, Magna

- Annual Board Member Requirements

Chief Legal Officer Roberts reviewed the UFA Board Code of Ethics policy, and the UFA Conflict of Interest Disclosure Form. A physical copy was handed out in the packet, and Clerk Dinkel will email an electronic copy to the Board Members as well. This form needs to be completed and submitted should there be a conflict to disclose.

The UFA Board Members will need to participate in the annual Open Meetings Act Training that will be given in April or May of 2026.

CLO Roberts reviewed the interlocal provision allowing a designated alternate board member for each municipality. Alternates must be designated formally (letter or email) in advanced, allowing alternates to be fully voting members when present. Please send designated alternate letters/emails to Clerk Micayla Dinkel.

- Board Elections

CLO Roberts asked the Board to consider aligning the new board member elections with the fiscal year instead of a calendar year. There is usually some turnover on the UFA Board in January due to elections. The change would also allow new board members to acclimate and participate in budget development.

Council Member Stewart made a motion to move the UFA Board election process to align with the fiscal year. Mayor Jackson seconded the motion, and all voted in favor; none opposed.

- Consent Agenda

CFO Hill presented the January disbursements and noted no items requiring special attention.

Mayor Gettel made a motion to approve the consent agenda items as submitted. Mayor Overson seconded the motion, and all voted in favor; none opposed.

- Public Hearing to Receive and Consider Comments on Proposed Amendments to the 2025-2026 Fiscal Year Budget

CFO Hill highlighted the following proposed amendments for the board to consider:

Behavioral Health & Wellness Grant True-up

Approximately \$2,500 unspent from the prior year is requested to be appropriated for training costs supporting the peer support program.

Deployments Reimbursement

USAR and IST deployments totaling approximately \$674,000 in wages/overtime/benefits; amendment captures federal reimbursements.

SelectHealth Contingent Health Insurance Premium (+5/-5)

Employer portion (80%) for the “plus 5” adjustment, anticipated in the budget.

Wildland Fund Amendments

2025 fire season true-up: Add approximately \$1.2 million in additional revenue due to a busy season; bulk directed to firefighter wages; excess to fund balance for future apparatus replacement.

Appropriate fund balance from Camp Williams fund balance to purchase a vehicle now rather than in future years, taking advantage of readiness/cost considerations. The Wildland Division portion of the

SelectHealth contingent funding is around \$6,000. Lease financing adjustment: Two wildland crew carriers exceeded budget by \$89,000 (from \$450,000 baseline). The amendment increases the Wildland budget to cover the full cost.

Emergency Management Fund Adjustment

SelectHealth Contingent Adjustment for Emergency Management. Mayor Kanter asked staff to notify the Salt Lake County Council when fund balance is being appropriated in the Emergency Management budget.

Fire Capital Replacement Fund

Reduction in bond proceeds and reduction in debt service payment.

Two Budget Transfers (no new money)

Reclass power ambulance cots from station equipment to correct medical equipment GL.

Debt service budget cleanup: move \$462,000 budgeted as interest to principal for first-year bond payment (first year is principal-only).

After hearing the proposed budget amendments, Mayor Jackson made a motion to open the public hearing to receive and consider comments on proposed amendments to the 25-26 fiscal year budget. Mayor Bennion seconded the motion, and a roll call vote was taken.

Bailey	-	Huish	YES
Bennion	YES	Jackson	YES
Bourke	YES	John	YES
Buroker	YES	Kanter	YES
Butterfield	YES	Overson	YES
Fotheringham	YES	Stewart	YES
Gettel	YES	Sudbury	YES
Gray	YES		
Harris	YES		
Henderson	YES		

Chair Fotheringham asked for any public comment on the proposed amendments to the 25-26 fiscal year budget. There were no public comments.

Mayor Sudbury made a motion to close the public hearing to receive and consider comments on proposed amendments to the 25-26 fiscal year budget. Mayor Overson seconded the motion, and a roll call vote was taken.

Bailey	-	Huish	YES
Bennion	YES	Jackson	YES
Bourke	YES	John	YES
Buroker	YES	Kanter	YES
Butterfield	YES	Overson	YES
Fotheringham	YES	Stewart	YES
Gettel	YES	Sudbury	YES
Gray	YES		
Harris	YES		
Henderson	YES		

Mayor Gettel made a motion to approve Resolution 02-2026A, amending the 25/26 fiscal year budget as presented. Mayor Jackson seconded the motion, and a roll call vote was taken.

Bailey	-	Huish	YES
Bennion	YES	Jackson	YES
Bourke	YES	John	YES
Buroker	YES	Kanter	YES
Butterfield	YES	Overson	YES
Fotheringham	YES	Stewart	YES
Gettel	YES	Sudbury	YES
Gray	YES		
Harris	YES		
Henderson	YES		

• Quarterly Financial Report

CFO Hill presented the quarterly financial report to the board members, noting that this report reflects the midpoint of the fiscal year.

General Fund – Revenue

- Member fees: approximately 50% collected; members are current.
- Ambulance revenue: \$6.2 million collected (44%), acknowledging billing lag; CFO indicated the revenue source is tracking well.
- Total revenue collected in the first half: \$49.2 million.

General Fund – Expenditures

Salary and benefits: \$39.8 million spent

- Salary and benefits: \$39.8 million spent (~49%) aligned with midpoint expectations.
- Total expenditures through Dec 31: \$51.9 million; slightly above revenue due to timing of some annual/early-year expenses and encumbrances.
- CFO indicated no major concerns; expenditures tracking as expected.

Other Funds

- Wildland Fund: \$2.8 million collected; \$3.4 million expended through December; amendment adjustments discussed earlier support balancing.
- Emergency Management Fund: \$1.5 million selected/received; just under \$1.4 million expended; \$863,000 in salary/benefits.
- Capital Funds:
 - Fire Capital Replacement Fund: transfer from General Fund \$5.8 million made for lease payments; loan proceeds received a little over \$22 million for capital plan; debt service principal+interest totaling approximately \$5.5–\$5.8 million; heavy apparatus expenditures \$16.2 million; other capital costs tracking to plan.
 - Other two capital funds: no activity yet for the fiscal year (Emergency Management and Wildland capital funds referenced).

Mayor Overson made a motion to approve the quarterly financial report, including the list of expenditures for the last quarter as presented. Council Member Stewart seconded the motion, and all voted in favor; none opposed.

• Committee Updates

- Benefits and Compensation Committee
 - Mayor Buroker updated the full Board on the Benefits and Compensation Committee Meetings that have been held. The meetings have had strong attendance with a robust discussion. The committee is actively engaged and involved. The next meeting will be on March 19, 2026.
- Governance Committee
 - Mayor Gettel stated that staff is working on setting up a meeting for March.
- Finance Committee
 - Council Member Henderson stated that the next Finance Committee Meeting will be on April 9, 2026.

• Contract Employees Compensation Process

CLO Roberts stated that the two contract employees are the Chief Legal Officer and the Fire Chief. Both contracts require periodic market reviews, historically conducted in April or May of each year, which is late for the budget process. The proposal is to shift the performance review to March this year; potentially February in future years, to help with budget planning.

Concerns were expressed by some board members, noting the unique nature of the positions and the unclear comparable market. CLO Roberts confirmed that COLA is included in the current contract language for both contracts. The Board agreed to hold the performance review for both positions in a closed session of the March UFA Board Meeting.

- Administrative and Planning Report

- a. 2025 Accomplishments Poster

Assistant Chief Russell highlighted the 2025 accomplishments poster for the board to review. Some highlights included on the poster are operational performance, EMS oversight, prevention/compliance, leadership development, governance improvements, fiscal management, and community risk reduction. UFA responded to over 36,000 incidents in 2025. Key organizational performance statements include clinical QA strengthened, regulatory audits completed with no adverse findings, leadership and wellness programs expanded, budget discipline maintained, inspections and community risk reduction efforts increased.

The “Wicked Issues” section was replaced with “Emerging Challenges” to reflect proactive planning and solvable pressures.

- b. Legislative Session Update

Assistant Chief Russell reported that UFA is tracking over 20 bills that could potentially impact the organization and highlighted the following five bills for the board.

- HB 41 – Construction and Fire Code Amendments

- Updates WUI code from 2006 to 2024 version; sprinkler installation requirement exempted.
 - WUI mapping provision tied to SES risk of 5+; UFA continuing to track and will provide updates/actions as needed.

- HB 79 – Governmental Immunity Amendments

- Clarifies immunity applies to first responders providing emergency medical assistance (not just catastrophic events).
 - Passed House and Senate unanimously; pending the governor's signature; expected to take effect upon enactment.

- HB 269 – Ambulance Provider Payment Amendments

- Follow-up to last year’s HB 301; rolls medication costs into base ambulance transport rate at 1.8% of base rate.
 - Clarifies balance billing authority when insurers do not pay the statutory base rate.

- HB 402 – EMS Controlled Substance Licensing Amendments (UFA-initiated)

- Creates state EMS controlled substance license; delayed in Rules due to fiscal note; expected to move forward soon.

- HB 416 – Firefighter Cancer Trust

- Creates a trust funded with approximately \$4 million from insurance premium tax previously directed to Tier 1 retirement system.
 - Establishes board/duties and enables supplemental support for firefighters with presumptive cancers.

- Support Services Report

- a. Personal Protective Equipment Decontamination

Assistant Chief Robinson provided an information update regarding a congressionally directed spending request of approximately \$1.3 million for a liquid Co2 cleaning system for firefighter PPE turnouts. Cancer remains the leading cause of line-of-duty death in the fire service; carcinogens embed in turnout gear. CO2 cleaning removes contaminants traditional laundering cannot fully extract. Utah currently lacks this capability and ships highly contaminated gear to other states. This system would be the first in-state CO2 turnout decontamination, positioning UFA as a regional resource for surrounding departments. The funding would include the purchase of equipment, installation, and the first two years of consumables/maintenance. After two years, ongoing operations/maintenance would shift to UFA. UFA is exploring cost-sharing/fee-for-service with neighboring agencies.

The board asked for an estimated range of ongoing costs after the two-year funding period is over.

Assistant Chief Robinson stated that the preliminary figures show the cost would be approximately \$60,000 annually. This unit would be housed at the UFA Logistics building. Assistant Chief Robinson stated that UFA needs some letters of support from board members and will work directly with the board to draft letters of support.

- b. UFA/BLM Hotshot Fire Station Update

Design RFP awarded to Method Studios and work to proceed on the design phase.

- c. Herriman Station 103 Update

Assistant Chief Robinson provided an update on the construction of the new Station 103 fire station in Herriman. Completion date is targeted for October 7, 2026 and construction is going well.

- Operations Report

- a. Call Volume Report

Assistant Chief Dern reported completion of the transition from the old national reporting system to the new system and provided the board with the new call volume report to review. This new report provides a high-level organization overview.

Year-to-Date Snapshot

- Year-to-date incident responses: 4,190
- Comparison: down 143 compared to the same time period the prior year (as displayed)
- Response volume metric included (units responding to incidents).

First Due Metrics and Response Time Components

- First due performance: for emergent calls, the first-due unit responded within its zone 52% of the time (organization-wide).
- Assistant Chief Dern explained reasons for non-first-due responses (unit busy, training, not closest at dispatch time).
- Benchmarks: Assistant Chief Dern cited having seen 50%–75% as “good,” but emphasized this depends on risk tolerance and Board-adopted benchmarks (to be addressed through Standards of Cover).
- First due over goal: number of incidents where response exceeded goals in dispatch/turnout/travel/total response time.
- Baseline goals currently reflected in data:
 - Urban: 6:26
 - Rural: 10:10
 - Assistant Chief Dern stated these will be refined in Standards of Cover and tied to Board expectations.
- Response time components defined:
 - Dispatch: call answered to station notified
 - Turnout: station notified to en route
 - Travel: en route to arrival
 - Total response: combined metrics

Unit Hour Utilization and Concurrency

- Unit hour utilization: organizationally, primary response units were on calls 8.3% of available time.
- Assistant Chief Dern noted no single accepted “too high/too low” benchmark for fire agencies; private EMS uses it differently; UFA will evaluate acceptable levels as reporting matures.
- “Call concurrency 2+”: 3,800 instances where additional calls came into a zone while another was already in progress.
- Station response reliability: 82% of the time, stations were ready to respond within the first-due area.

Visualizations and Unit-Level Breakouts

- Graphs included total response, dispatch, turnout, and travel times to the 90th percentile, illustrating that most calls were significantly under the 90th percentile, with outliers.
- January unit utilization listing showed Medic Ambulance 110 at 21%, attributed to ski season canyon responses.
- Incident type breakdown and time-of-day/day-of-month visuals used to inform resourcing decisions (peak load units, low acuity unit timing, etc.).

b. Incident Highlight

Operations Chief Kay updated the Board on a four-alarm fire at a seven-story podium-style apartment building under construction in Harriman.

The first two floors of the building were parking/retail; five stories of wood-framed apartments above. 100+ firefighters responded across the valley; significant automatic aid and move-ups.

Fire involved floors 3 through 5, with multiple floor collapses on floor 4, complicating access and suppression efforts.

Weather impacts: South winds 20–30 mph during operations; overnight winds reportedly up to 40 mph.

Crews contained fire to affected areas, preventing rapid spread; construction buildings were noted as particularly vulnerable due to incomplete suppression systems, limited egress, and site obstacles.

Scaffolding across the building’s front impeded access. Fire crews remained on fire watch overnight.

The Board expressed appreciation for the response and communications. There was potential for significant loss, and gratitude that damage was limited.

Upcoming Events

Chair Fotheringham reminded the Board of the upcoming events

Fire School 101

March 27, 2026

UFA Fire Training

UFA Banquet

April 24, 2026

This is the Place Heritage Park

Recruit Camp 61 Graduation

May 6, 2026

JATC Riverton Campus

Possible Closed Session

None

Adjournment

Mayor Sudbury moved to adjourn the February 17, 2026, UFA Board Meeting. Mayor Jackson seconded the motion, and all voted in favor; none opposed.

BOARD MEMBERS IN ATTENDANCE

Mayor Cheri Jackson

Mayor Paul Fotheringham

Council Member Jared Henderson

Council Member Chrystal Butterfield

Council Member Catherine Harris

Council Member Tyler Huish

Mayor Tish Buroker

Council Member Sheldon Stewart

Mayor Dustin Gettel

Deputy Mayor Catherine Kanter

Council Member Kathleen Bailey
Mayor Scotty John
Mayor Kristie Overson

Mayor Jared Gray
Mayor Roger Bourke

BOARD MEMBERS ABSENT

Council Member Bailey

STAFF IN ATTENDANCE

CFO Tony Hill
CLO Brian Roberts
Clerk Micayla Dinkel

ATTENDEES

AC Dern
AC Russell
DOC Easton
Courtney Samuel
Rachel Anderson
Captain Beckman

AC Robinson
DC Widdison
HRD Day
DC Greensides
OC Kay

Bill Brass
Shelli Fowlks
Kiyoshi Young
FM Watkins
Captain Park

DRAFT

UNIFIED FIRE AUTHORITY
CASH DISBURSEMENTS - GENERAL FUND POOLED CHECKING
FEBRUARY 2026

GL Period	Check Date	Ref#	Vendor Name	Invoice#	Check Amount
02/26	2/25/2026	6	PAYROLL TRANS FOR 02/15/26 PAY PERIOD	N/A	\$ 1,784,772.33
02/26	2/10/2026	1	PAYROLL TRANS FOR 01/31/26 PAY PERIOD	N/A	1,743,675.91
02/26	2/3/2026	20326101	SELECTHEALTH	260190258217	701,728.20
02/26	2/26/2026	22626102	UTAH RETIREMENT SYSTEMS	URS022526	644,904.72
02/26	2/17/2026	21726101	UTAH RETIREMENT SYSTEMS	URS021026	634,565.58
02/26	2/24/2026	5	FEDERAL & STATE W/H ACH - 02/25/26 PAYROLL	N/A	444,370.90
02/26	2/9/2026	3	FEDERAL & STATE W/H ACH - 02/10/26 PAYROLL	N/A	434,544.61
02/26	2/7/2026	2072026	WELLS FARGO BUSINESS CARD	Multiple	95,786.74
02/26	2/11/2026	21126211	UTAH LOCAL GOVERNMENTS TRUST	1624514	71,106.41
02/26	2/13/2026	21326001	APA BENEFITS INC (HRA CLAIMS)	TRUST-000503	54,523.40
02/26	2/26/2026	22626101	STRATOS WEALTH PARTNERS	VEBA022526	43,260.45
02/26	2/19/2026	89292	FUEL NETWORK	F2607E00936	42,952.65
02/26	2/10/2026	21026101	STRATOS WEALTH PARTNERS	VEBA021026	42,846.59
02/26	2/20/2026	22026003	GOLD CROSS AMBULANCE	4630	42,237.70
02/26	2/12/2026	89279	PEHP GROUP INSURANCE	Multiple	32,921.37
02/26	2/12/2026	89284	UNIFIED FIRE SERVICE AREA	Multiple	31,343.52
02/26	2/11/2026	21126204	ENBRIDGE GAS	Multiple	29,967.17
02/26	2/13/2026	21326009	HENRY SCHEIN INC.	Multiple	27,801.13
02/26	2/27/2026	22726002	COMCAST	Multiple	27,192.49
02/26	2/13/2026	21326022	SEA-WESTERN INC	INV48135	25,721.00
02/26	2/19/2026	89294	ROCKY MTN POWER	Multiple	24,147.79
02/26	2/12/2026	89286	CUSTOM BENEFIT SOLUTIONS, INC.	02102026	24,100.43
02/26	2/26/2026	89307	CUSTOM BENEFIT SOLUTIONS, INC.	0225206	24,100.43
02/26	2/4/2026	20426101	UTAH DEPT WORKFORCE SERVICES	DWS0126	23,989.87
02/26	2/13/2026	21326011	L.N. CURTIS & SONS	Multiple	23,044.77
02/26	2/12/2026	89273	AFLAC GROUP INSURANCE	1/31/26	19,148.48
02/26	2/5/2026	89261	DRIVE TO SURVIVE	25-088	17,500.00
02/26	2/5/2026	89270	SOBE EATS CULINARY CONCEPTS	4/24/26	15,890.00
02/26	2/6/2026	20626015	VLCM	IN169108	15,876.00
02/26	2/20/2026	22026008	L.N. CURTIS & SONS	Multiple	15,850.00
02/26	2/27/2026	22726011	MAYORS FINANCIAL ADMIN	MFA0000907	15,244.00
02/26	2/20/2026	22026019	UNIVERSITY OF UTAH-DEPT EMERG MEDICINE	Multiple	13,640.00
02/26	2/13/2026	21326017	NOREGON SYSTEMS LLC	INV00303836	13,607.22
02/26	2/27/2026	22726019	TELEFLEX LLC	Multiple	13,150.00
02/26	2/27/2026	22726015	NAPA AUTO PARTS	1/31/26	13,110.56
02/26	2/26/2026	89309	LOCAL 1696 - IAFF	02252026	11,612.96
02/26	2/12/2026	89288	LOCAL 1696 - IAFF	02102026	11,566.48
02/26	2/3/2026	3	RECORD US MERCHANT FEE - JANUARY 2026	N/A	10,894.74
02/26	2/20/2026	22026011	LHM CHRYSLER JEEP DODGE RAM	Multiple	10,629.92
02/26	2/13/2026	21326030	VLCM	IN168548	9,990.00
02/26	2/26/2026	89299	BOUND TREE MEDICAL LLC	86043087	9,117.43
02/26	2/13/2026	21326029	UTOPIA FIBER	CIV202602-000089	8,656.00
02/26	2/5/2026	89262	EAGLE MOUNTAIN CITY	0205860	8,046.00
02/26	2/26/2026	89301	EAGLE MOUNTAIN CITY	0205850	7,468.00
02/26	2/19/2026	89296	UNIVERSITY MEDICAL BILLING	2/2/26	7,425.00
02/26	2/20/2026	22026017	TIRE WORLD	Multiple	7,421.44
02/26	2/13/2026	21326008	GRAINGER	Multiple	6,842.16
02/26	2/20/2026	22026020	VLCM	IN170247	6,809.00
02/26	2/27/2026	22726008	LARRY H. MILLER FORD	Multiple	6,743.96
02/26	2/13/2026	21326012	LHM CHRYSLER JEEP DODGE RAM	Multiple	6,416.74
02/26	2/27/2026	22726003	FLEETPRIDE HEAVY DUTY PARTS & SERVICE	Multiple	6,024.27
02/26	2/13/2026	21326027	TIRE WORLD	Multiple	5,591.32
02/26	2/13/2026	21326013	LIFE-ASSIST INC	Multiple	5,152.30
02/26	2/26/2026	89303	LONE STAR PIPER	2018926	4,900.00

Note 1: This is a pooled cash account - disbursements listed include those for UFA's Wildland Enterprise fund

Note 2: Payroll totals are for all UFA funds, not just General Fund

F:\Board Docs\2026-02 Disbursements\10

**UNIFIED FIRE AUTHORITY
CASH DISBURSEMENTS - GENERAL FUND POOLED CHECKING
FEBRUARY 2026**

GL Period	Check Date	Ref#	Vendor Name	Invoice#	Check Amount
02/26	2/13/2026	21326007	GRAHAM FIRE APPARATUS SALES SERVICE	Multiple	4,672.54
02/26	2/5/2026	89264	EVERGREEN BUSINESS SOLUTIONS	49414-1	4,497.65
02/26	2/12/2026	89276	FIDELITY SECURITY LIFE INSURANCE CO	167193437	4,344.41
02/26	2/12/2026	89280	ROCKY MTN POWER	Multiple	4,152.63
02/26	2/20/2026	22026010	LES OLSON COMPANY	Multiple	4,074.61
02/26	2/6/2026	20626001	BLUEBEAM INC	2660117	3,960.00
02/26	2/24/2026	4	GARNISHMENT 02/25/26 PAYROLL	N/A	3,860.67
02/26	2/6/2026	20626012	SOLID DIMENSION BUILDERS LLC	1083	3,824.89
02/26	2/13/2026	21326005	FASTEST LABS SALT LAKE	4609	3,782.50
02/26	2/6/2026	20626008	LHM CHRYSLER JEEP DODGE RAM	Multiple	3,588.64
02/26	2/26/2026	89311	PUBLIC EMPLOYEES LT DISABILITY	02252026	3,306.43
02/26	2/20/2026	22026004	GRAHAM FIRE APPARATUS SALES SERVICE	Multiple	3,302.00
02/26	2/9/2026	2	Garnishment 02/10/26 Payroll	N/A	3,257.78
02/26	2/3/2026	20326102	SELECTHEALTH	260190222570	3,252.20
02/26	2/20/2026	22026009	LARRY H. MILLER FORD	Multiple	2,618.66
02/26	2/6/2026	20626011	SERVICEMASTER OF SALT LAKE	139946	2,617.45
02/26	2/27/2026	22726016	SERVICEMASTER OF SALT LAKE	140019	2,617.45
02/26	2/12/2026	89278	LAERDAL MEDICAL CORPORATION	2026/2000001433	2,583.33
02/26	2/20/2026	22026002	GALLAGHER BENEFIT SERVICES, INC	363747	2,500.00
02/26	2/12/2026	89283	STRYKER SALES LLC	Multiple	2,414.50
02/26	2/11/2026	21126201	ACE RECYCLING & DISPOSAL	1253333	2,395.10
02/26	2/20/2026	22026001	CRAWFORD DOOR SALES	55543	2,345.00
02/26	2/25/2026	7	TRANSFER FUNDS FOR PATIENT REFUNDS - JANUARY 2026	N/A	2,273.87
02/26	2/12/2026	89277	INFOARMOR	1/31/26	2,246.65
02/26	2/13/2026	21326003	BLOMQUIST HALE EMPLOYEE ASSISTANCE	FEB26-1716	2,230.00
02/26	2/6/2026	20626010	MOPA LLC	Multiple	2,191.80
02/26	2/12/2026	89291	FIREFIGHTERS CREDIT UNION	02102026/TV	2,160.00
02/26	2/26/2026	89308	FIREFIGHTERS CREDIT UNION	02252026TV	2,136.00
02/26	2/5/2026	89266	JERRY SEINER	925726	2,104.23
02/26	2/20/2026	22026007	INVICTUS COUNSELING SUPPORT SERVICE	Multiple	2,025.00
02/26	2/18/2026	21826207	WASATCH FRONT WASTE RECYCLE DIST	Multiple	2,005.13
02/26	2/18/2026	21826202	EAGLE MOUNTAIN CITY	Multiple	1,820.32
02/26	2/12/2026	89287	FIREFIGHTERS CREDIT UNION	02102026/SF	1,770.00
02/26	2/26/2026	89313	FIREFIGHTERS CREDIT UNION	02252026SF	1,749.00
02/26	2/20/2026	22026014	MOTOROLA SOLUTIONS INC	8282279278	1,687.76
02/26	2/13/2026	21326004	FASTENAL COMPANY	UTWES88776	1,681.07
02/26	2/5/2026	89265	IDENTISYS INC.	747344	1,576.00
02/26	2/20/2026	22026016	SYMBOL ARTS LLC	0557336	1,500.00
02/26	2/11/2026	5	RECORD CLIENT ANALYSIS FEE FOR UFA & UFSA FOR JANUARY 2026	N/A	1,463.71
02/26	2/11/2026	21126202	AIRGAS USA, LLC	9168641750	1,238.40
02/26	2/13/2026	21326020	RHINEHART OIL CO LLC	IN-052845-26	1,191.11
02/26	2/6/2026	20626014	UKG KRONOS SYSTEMS LLC	Multiple	1,163.00
02/26	2/27/2026	22726018	SYMBOL ARTS LLC	0557772	1,150.00
02/26	2/6/2026	20626002	CONVERGEONE INC	INV1096898	1,125.00
02/26	2/13/2026	21326026	SUNCREST COUNSELING P.C.	Multiple	1,050.00
02/26	2/27/2026	22726017	SUNCREST COUNSELING P.C.	Multiple	1,050.00
02/26	2/13/2026	21326010	INVICTUS COUNSELING SUPPORT SERVICE	Multiple	1,012.50
02/26	2/13/2026	21326018	POWERED CONTROL SYSTEMS INC	Multiple	1,008.00
02/26	2/20/2026	22026018	UKG KRONOS SYSTEMS LLC	110010055415	1,000.00
02/26	2/19/2026	89293	KOH MECHANICAL CONTRACTORS INC	5256	970.50
02/26	2/13/2026	21326019	R&R ENVIRONMENTAL, INC	8965	950.00
02/26	2/5/2026	89267	LUSTRE - CAL NAMEPLATE CORP.	310066	850.00
02/26	2/12/2026	89282	SMITH, ANDREW	1D	800.00
02/26	2/13/2026	21326023	SNOWBIRD RESORT LLC	2BY5Y7-C13126	779.00

Note 1: This is a pooled cash account - disbursements listed include those for UFA's Wildland Enterprise fund

Note 2: Payroll totals are for all UFA funds, not just General Fund

F:\Board Docs\2026-02 Disbursements\10

**UNIFIED FIRE AUTHORITY
CASH DISBURSEMENTS - GENERAL FUND POOLED CHECKING
FEBRUARY 2026**

GL Period	Check Date	Ref#	Vendor Name	Invoice#	Check Amount
02/26	2/13/2026	21326021	SAFEWARE INC	Multiple	733.50
02/26	2/26/2026	89306	TAMS LLC	131950	696.48
02/26	2/18/2026	21826206	RIVERTON CITY CORPORATION	Multiple	690.17
02/26	2/13/2026	21326016	MOUNTAIN ALARM	7706407	686.88
02/26	2/4/2026	20426202	CITY OF WEST JORDAN	Multiple	673.78
02/26	2/25/2026	22526201	CITY OF WEST JORDAN	Multiple	673.78
02/26	2/13/2026	21326031	WATER SPECIALTIES INC	Multiple	660.34
02/26	2/18/2026	21826205	PITNEY BOWES BANK INC	POSTAGE 1/26	641.99
02/26	2/6/2026	20626005	FASTENAL COMPANY	UTWES88657	630.41
02/26	2/11/2026	21126210	TAYLORSVILLE-BENNION IMPR DIST	Multiple	604.46
02/26	2/20/2026	22026015	SUNCREST COUNSELING P.C.	Multiple	600.00
02/26	2/27/2026	22726020	TIRE WORLD	178243	566.65
02/26	2/27/2026	22726014	MONARCH FAMILY COUNSELING	Multiple	494.00
02/26	2/6/2026	20626013	TIRE WORLD	Multiple	468.14
02/26	2/26/2026	89305	ROOTED THERAPY	2/5/26_2	450.00
02/26	2/3/2026	2	RECORD PAYMENTECH FEE - JANUARY 2026	N/A	437.73
02/26	2/26/2026	89300	BULLOCKS TOWING INC.	45650	427.50
02/26	2/13/2026	21326024	SPEED'S POWER EQUIPMENT	141056	420.97
02/26	2/25/2026	22526202	MIDVALE CITY CORPORATION	Multiple	416.24
02/26	2/4/2026	20426206	MIDVALE CITY CORPORATION	Multiple	414.29
02/26	2/5/2026	89260	BULLOCKS TOWING INC.	45283	408.00
02/26	2/5/2026	89272	UTAH BROADBAND	213958	390.00
02/26	2/27/2026	22726012	MCGEE'S STAMP & TROPHY CO	INV169974	375.00
02/26	2/27/2026	22726006	JAN-PRO OF UTAH	358567	359.00
02/26	2/6/2026	20626004	EMS SURVEY TEAM	5620	343.75
02/26	2/27/2026	22726001	APA BENEFITS INC	1042977	340.20
02/26	2/4/2026	20426204	KEARNS IMPROVEMENT DISTRICT	Multiple	337.69
02/26	2/25/2026	22526203	SALT LAKE CITY PUBLIC UTILITIES	Multiple	321.63
02/26	2/6/2026	4	RECORD XPRESS BILL PAY FEE FOR UFA & UFSA JANUARY 2026	N/A	316.96
02/26	2/4/2026	20426205	MAGNA WATER DISTRICT	Multiple	309.10
02/26	2/18/2026	21826203	HERRIMAN CITY	Multiple	299.52
02/26	2/11/2026	21126205	JORDAN BASIN IMPROVEMENT DISTRICT	Multiple	287.98
02/26	2/20/2026	22026012	MEANING TO LIVE	Multiple	280.00
02/26	2/27/2026	22726013	MEANING TO LIVE	Multiple	280.00
02/26	2/12/2026	89281	SALT LAKE COUNTY SERVICE AREA #3	Multiple	264.79
02/26	2/6/2026	20626006	FLEETPRIDE HEAVY DUTY PARTS & SERVICE	Multiple	262.13
02/26	2/5/2026	89271	STONE RIDGE VETERINARY CLINIC	1/26/26	250.26
02/26	2/11/2026	21126208	MT. OLYMPUS IMPROVEMENT DISTRICT	S-#106 3/26	240.00
02/26	2/13/2026	21326015	MONARCH FAMILY COUNSELING	Multiple	234.18
02/26	2/12/2026	89290	SALT LAKE VALLEY LAW ENFORCE ASSOC	02102026	228.00
02/26	2/26/2026	89312	SALT LAKE VALLEY LAW ENFORCE ASSOC	02252026	228.00
02/26	2/11/2026	21126206	MIDVALE CITY CORPORATION	Multiple	216.49
02/26	2/26/2026	89304	PREMIER VEHICLE INSTALLATION	49613	216.00
02/26	2/18/2026	21826201	AIRGAS USA, LLC	Multiple	210.00
02/26	2/20/2026	22026013	MONARCH FAMILY COUNSELING	Multiple	208.00
02/26	2/27/2026	22726005	INVICTUS COUNSELING SUPPORT SERVICE	1451	202.50
02/26	2/13/2026	21326002	BESTSHRED LLC	6163012726	202.00
02/26	2/19/2026	89297	UTAH BROADBAND	220710	199.00
02/26	2/11/2026	21126209	SALT LAKE CITY PUBLIC UTILITIES	Multiple	196.64
02/26	2/5/2026	89263	EMIGRATION IMPROVEMENT DIST	Multiple	176.37
02/26	2/27/2026	22726004	INTERSTATE BILLING SERVICE INC	3044958178	160.00
02/26	2/5/2026	89269	SALT LAKE COUNTY SURVEYOR'S OFFICE	W05042309604	157.50
02/26	2/19/2026	89295	ROOTED THERAPY	2/5/26_1	150.00
02/26	2/6/2026	20626009	MEANING TO LIVE	1760012326	140.00

Note 1: This is a pooled cash account - disbursements listed include those for UFA's Wildland Enterprise fund

Note 2: Payroll totals are for all UFA funds, not just General Fund

F:\Board Docs\2026-02 Disbursements\10

**UNIFIED FIRE AUTHORITY
CASH DISBURSEMENTS - GENERAL FUND POOLED CHECKING
FEBRUARY 2026**

GL Period	Check Date	Ref#	Vendor Name	Invoice#	Check Amount
02/26	2/13/2026	21326014	MEANING TO LIVE	1760013026	140.00
02/26	2/26/2026	89302	FIRST RESPONDERS FIRST	UFA-20	135.00
02/26	2/27/2026	22726010	LHM CHRYSLER JEEP DODGE RAM	430024	125.35
02/26	2/12/2026	89274	COPPERTON IMPROVEMENT DISTRICT	W-#115 1/26	115.00
02/26	2/20/2026	22026006	INTERSTATE BILLING SERVICE INC	3044932409	115.00
02/26	2/20/2026	22026005	HONEY BUCKET	Multiple	113.36
02/26	2/13/2026	21326028	TRILOGY MEDWASTE WEST LLC	1862114	109.62
02/26	2/27/2026	22726007	L.N. CURTIS & SONS	INV1037934	104.00
02/26	2/5/2026	1	RECORD AMERICAN EXPRESS FEE JANUARY 2026	N/A	99.87
02/26	2/4/2026	20426201	CITY OF SOUTH SALT LAKE	W-ECC(F) 1/26	95.70
02/26	2/24/2026	6	RECORD INTELLIPAY FEE FOR JANUARY 2026	N/A	88.00
02/26	2/11/2026	21126203	COTTONWOOD IMPROVEMENT DISTRICT	S-#116 4/26	72.00
02/26	2/18/2026	21826204	JORDAN VALLEY WATER CONS. DIST	Multiple	72.00
02/26	2/13/2026	21326006	FLEETPRIDE HEAVY DUTY PARTS & SERVICE	131912585	68.99
02/26	2/4/2026	20426203	JORDAN VALLEY WATER CONS. DIST	Multiple	67.24
02/26	2/6/2026	20626003	EMS LOGIK	37223	64.00
02/26	2/11/2026	21126207	MIDVALLEY IMPROVEMENT DISTRICT	S-#126 2/26	50.96
02/26	2/6/2026	20626007	GRAHAM FIRE APPARATUS SALES SERVICE	1601	35.09
02/26	2/12/2026	89289	MOUNTAIN AMERICA CREDIT UNION	02102026	23.00
02/26	2/26/2026	89310	MOUNTAIN AMERICA CREDIT UNION	02252026	23.00
02/26	2/27/2026	22726009	LGG INDUSTRIAL INC	WV356917	19.80
02/26	2/12/2026	89275	FIDELITY SECURITY LIFE INSURANCE CO	167133161	6.03
					<u>\$ 7,523,777.64</u>

Note 1: This is a pooled cash account - disbursements listed include those for UFA's Wildland Enterprise fund

Note 2: Payroll totals are for all UFA funds, not just General Fund

F:\Board Docs\2026-02 Disbursements\10

**UNIFIED FIRE AUTHORITY
CASH DISBURSEMENTS - EMERGENCY MANAGEMENT CHECKING
FEBRUARY 2026**

<u>GL Period</u>	<u>Check Date</u>	<u>Ref#</u>	<u>Vendor Name</u>	<u>Invoice#</u>	<u>Check Amount</u>
02/26	2/6/2026	20626018	MAYORS FINANCIAL ADMIN	Multiple	\$ 275,645.28
02/26	2/10/2026	1	FUNDS TRANSFER FROM EM TO FIRE - 02/10/26 PAYROLL	N/A	70,581.77
02/26	2/26/2026	3	FUNDS TRANSFER FROM EM TO FIRE - 02/25/26 PAYROLL	N/A	63,057.62
02/26	2/25/2026	2	FUNDS TRANSFER FROM EM TO FIRE - JANUARY 2026 PCARDS	N/A	9,968.62
02/26	2/6/2026	20626017	ICS CONSULTANTS LLC	1099	6,000.00
02/26	2/20/2026	22026022	ICS CONSULTANTS LLC	1101	4,000.00
02/26	2/19/2026	8193	ROCKY MTN POWER	E-ECC(EM) 1/26	3,537.68
02/26	2/6/2026	20626019	SERVICEMASTER OF SALT LAKE	139946	2,141.55
02/26	2/27/2026	22726022	SERVICEMASTER OF SALT LAKE	140019	2,141.55
02/26	2/11/2026	21126213	ENBRIDGE GAS	G-ECC(EM) 1/26	1,312.30
02/26	2/19/2026	8192	FUEL NETWORK	F2607E00936	1,236.41
02/26	2/5/2026	8191	RUTLEDGE, BRIAN	2/11/26	1,200.00
02/26	2/13/2026	21326033	LES OLSON COMPANY	EA1645504	1,169.04
02/26	2/20/2026	22026021	COMPUNET INC	315570	498.90
02/26	2/20/2026	22026023	LES OLSON COMPANY	MNS62962	240.00
02/26	2/6/2026	20626016	BRADY INDUSTRIES OF UTAH LLC	11021313	231.00
02/26	2/5/2026	8190	CULLIGAN QUENCH	INV10210144	133.62
02/26	2/27/2026	22726021	NAPA AUTO PARTS	1/31/26	129.89
02/26	2/13/2026	21326032	BESTSHRED LLC	6163012726	108.00
02/26	2/18/2026	21826209	WASATCH FRONT WASTE RECYCLE DIST	SAN-ECC(EM) 1/26	80.55
02/26	2/4/2026	20426207	CITY OF SOUTH SALT LAKE	W-ECC(EM) 1/26	78.30
02/26	2/11/2026	21126212	ACE RECYCLING & DISPOSAL	1253333	70.08
02/26	2/18/2026	21826208	JORDAN VALLEY WATER CONS. DIST	Multiple	27.60
02/26	2/4/2026	20426208	JORDAN VALLEY WATER CONS. DIST	Multiple	23.71
					\$ 443,613.47

**UNIFIED FIRE AUTHORITY
CASH DISBURSEMENTS - FIRE CAPITAL REPLACEMENT FUND
FEBRUARY 2026**

<u>GL Period</u>	<u>Check Date</u>	<u>Ref#</u>	<u>Vendor Name</u>	<u>Invoice#</u>	<u>Check Amount</u>
02/26	2/25/2026	25011	LHM CHRYSLER JEEP DODGE RAM	1/26/26	\$ 52,881.45
02/26	2/13/2026	21326025	STRATEGIC COMMUNICATIONS SOLUTIONS	26SCS-2424	12,158.88
02/26	2/6/2026	25010	SEA-WESTERN INC	INV50087	4,140.00
02/26	2/7/2026	2072026	WELLS FARGO BUSINESS CARD	12_2026-0	876.00
02/26	2/5/2026	89268	ODP BUSINESS SOLUTIONS LLC	444354655001	289.56
					\$ 70,345.89

Note 1: Bank of America escrow funds funded in October 2021; disbursements began 11/2021 and completed 01/2024

Note 2: JP Morgan escrow funds funded October 2022; disbursements began 12/2022

F:\Board Docs\2026-02 Disbursements\55

January Pcard Charges Paid in February	Fund				Grand Total
	10-Fire	20-Wildland	40-EM	55-Fire Cap	
ACCOUNTS RECEIVABLE - OTHER		\$ (341)			\$ (341)
BOOKS & PUBLICATIONS	\$ 663				\$ 663
CAP OUTLAY - COMPUTER (CASH)				\$ 876	\$ 876
CLOTHING PROVISIONS	\$ 73	\$ 835			\$ 908
COMMUNICATION EQUIP. NONCAP	\$ 640		\$ 580		\$ 1,220
COMPUTER COMPONENTS <5000	\$ 678				\$ 678
COMPUTER LINES	\$ 2,312	\$ 5			\$ 2,317
COMPUTER SOFTWARE SUBSCRIPTION	\$ 1,170		\$ 46		\$ 1,216
EDUCATION, TRAINING & CERT	\$ 12,962				\$ 12,962
FOOD PROVISIONS	\$ 1,390	\$ 571	\$ 695		\$ 2,657
GASOLINE, DIESEL, OIL & GREASE	\$ 420				\$ 420
GRANT EXP - OTHER PASS-THROUGH			\$ 1,671		\$ 1,671
GRANT EXPENDITURES	\$ 790		\$ 3,593		\$ 4,383
HOSTING SERVICES	\$ 225				\$ 225
JANITORIAL SUPP. & SERV.	\$ 2,537				\$ 2,537
MAINTENANCE OF BLDGS & GROUNDS	\$ 6,555		\$ (14)		\$ 6,541
MAINTENANCE OF MACH & EQUIP	\$ 1,874				\$ 1,874
MAINTENANCE OF SOFTWARE			\$ 240		\$ 240
MEDICAL SUPPLIES	\$ 3,107				\$ 3,107
MEMBERSHIPS & SUBSCRIPTIONS	\$ 508		\$ 810		\$ 1,319
MISCELLANEOUS RENTAL		\$ 564			\$ 564
OFFICE SUPPLIES	\$ 2,208		\$ 601		\$ 2,808
POSTAGE	\$ 159				\$ 159
PREPAID EXPENSES			\$ 777		\$ 777
PROFESSIONAL FEES	\$ 448				\$ 448
REIMBURSEMENTS TO UFA	\$ 1,648				\$ 1,648
SMALL EQUIP NONCAP	\$ 7,340	\$ 962	\$ 10		\$ 8,311
SUBSCRIPTIONS & MEMBERSHIPS	\$ 50				\$ 50
TELEPHONE	\$ 1,418	\$ 179			\$ 1,597
TELEPHONE- CELLULAR	\$ 12,958		\$ 959		\$ 13,916
TRAVEL & TRANSPORTATION	\$ 10,053				\$ 10,053
VEHICLE MAINTENANCE	\$ 10,820				\$ 10,820
VISUAL & AUDIO AIDS	\$ 37				\$ 37
Grand Total	\$ 83,043	\$ 2,775	\$ 9,969	\$ 876	\$ 96,663



UNIFIED FIRE AUTHORITY MONTHLY OPERATIONS BOARD REPORT

Year-To-Date 2026

Jan 01 2026 - Mar 01 2026

January 01 2026 - March 01 2026 ▲ Last incident reported: Mar 01 2026, 00:28:37 MST

D W M Q Y **YTD** MONTHLY QUARTERLY ← 1Y →

TIME RANGE

ALL OUT OF AREA RURAL URBAN

DEMAND ZONE

ALL CAREER UNKNOWN

STAFFING

RESPONSE METRICS

6,221

Incident Volume

↓ 86
from prev ytd

13,966

Response Volume

↑ 19
from prev ytd

RESPONSE PERFORMANCE

51.2%

1st Due Performance

↑ 3.9%
from prev ytd

595

1st Due Overgoals

↓ 780
from prev ytd

RESPONSE TIMES

9m57s

Total Response (90th)

↓ 21s
from prev ytd

2m13s

Dispatch (90th)

↑ 04s
from prev ytd

2m19s

Turnout (90th)

↑ 09s
from prev ytd

6m29s

Travel (90th)

↓ 25s
from prev ytd

UTILIZATION

8.9%

Unit Hour Utilization

↓ 0.2%
from prev ytd

5,853

Calls with Concurrency of 2+

↓ 57
from prev ytd

83.2%

Station Response Reliability

↑ 4.7%
from prev ytd



UNIFIED FIRE AUTHORITY MONTHLY OPERATIONS BOARD REPORT

February 2026

February 01 2026 - February 28 2026

D W **M** Q Y YTD < 1M > < 1Y >
TIME RANGE

ALL **OUT OF AREA** RURAL URBAN ALL **CAREER** UNKNOWN
DEMAND ZONE STAFFING

RESPONSE METRICS

2,988 Incident Volume ↓ 242 from prev mth.	6,897 Response Volume ↓ 166 from prev mth.
--	--

RESPONSE PERFORMANCE

50.8% 1st Due Performance ↓ 0.9% from prev mth.	315 1st Due Overgoals ↑ 35 from prev mth.
---	---

RESPONSE TIMES

9m58s Total Response (90th) ↑ 08s from prev mth.	2m12s Dispatch (90th) ↓ 02s from prev mth.	2m29s Turnout (90th) ↑ 21s from prev mth.	6m30s Travel (90th) ↑ 08s from prev mth.
--	--	---	--

UTILIZATION

9.8% Unit Hour Utilization ↑ 1.5% from prev mth.	2,849 Calls with Concurrency of 2+ ↓ 151 from prev mth.	83.6% Station Response Reliability ↑ 0.8% from prev mth.
--	---	--



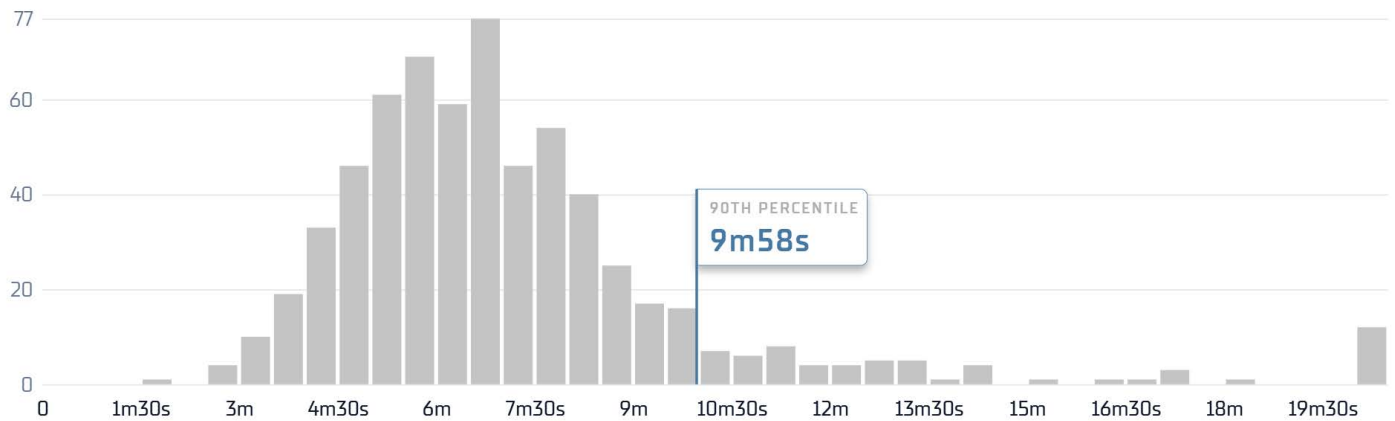
UNIFIED FIRE AUTHORITY MONTHLY OPERATIONS BOARD REPORT

Total Response Time (90th)

February 2026

9m58s

↑08s from prev mth.

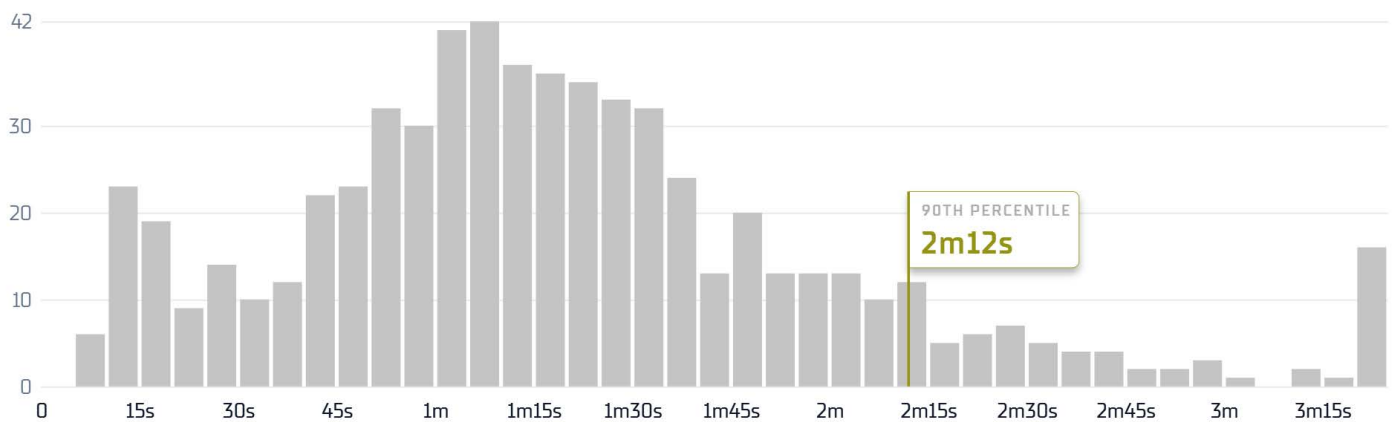


Dispatch Time (90th)

February 2026

2m12s

↓02s from prev mth.





UNIFIED FIRE AUTHORITY MONTHLY OPERATIONS BOARD REPORT

Turnout Time (90th)

February 2026

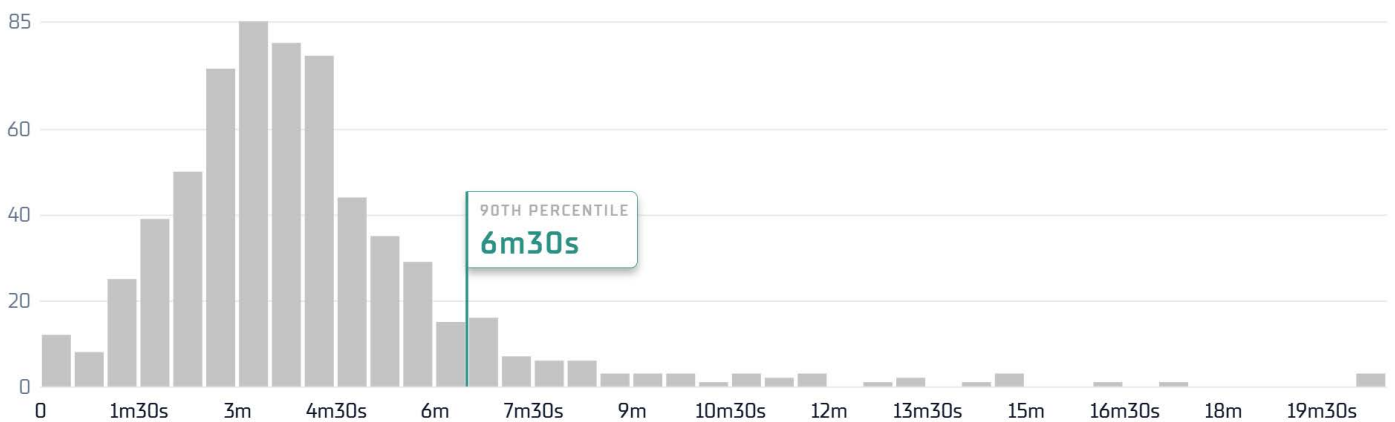
2m29s ↑21s from prev mth.



Travel Time (90th)

February 2026

6m30s ↑08s from prev mth.





UNIFIED FIRE AUTHORITY MONTHLY OPERATIONS BOARD REPORT

Unit Hour Utilization

February 2026

9.8% ↑1.5% From previous month

Unit Hour Utilization (UHU) reflects how much time a crew spends actively responding to incidents compared to the total available time the unit is in service. It does not consider time spent on other necessary tasks such as report writing, exercising, sleeping, etc.

▲ 1.4% of responses excluded, 0.9% not reported by staffed apparatus W/hy2

Metric: Utilization % | Report by: Staffed Apparatus | Sort By: Value (Desc.)

Unit	Utilization %	From previous month
MA110	20.2%	↓ 0.9%
MA104	20.1%	↑ 3.5%
MA206	19.5%	↑ 7.3%
MA126	18.7%	↑ 2.7%
MA203	18.2%	↑ 6.6%
MA101	17.2%	↓ 0.6%
MA217	16.7%	↑ 0.1%
MA225	16.6%	↑ 2.1%
MA107	14.9%	↑ 2.7%
MA253	14.2%	↑ 0.7%
MA118	14.2%	↑ 3.0%
MA111	13.1%	↑ 1.0%
MA121	12.8%	↑ 2.1%
MA109	12.7%	↓ 1.1%
ME125	12.5%	↑ 0.2%
ME126	12.4%	↑ 3.0%
ME101	11.4%	↓ 0.2%
ME104	10.8%	↑ 1.2%
ME108	10.7%	↑ 3.4%
ME118	10.0%	↑ 1.4%
ML117	9.8%	↑ 2.6%
ML121	9.7%	↑ 3.6%
ME107	9.2%	↑ 2.1%
ML109	9.2%	↓ 0.6%
ME252	8.7%	↑ 2.8%
ML110	8.7%	↓ 1.1%
ML106	8.5%	↑ 3.4%
ML111	7.8%	↑ 3.3%
ME116	7.0%	↑ 0.7%
ME117	7.0%	↑ 1.2%
BC13	6.8%	↑ 3.8%
MA120	6.8%	↓ 0.4%
ME103	6.4%	↑ 0.7%
ME112	6.3%	↑ 0.7%
ME102	6.1%	↑ 1.3%
ME124	5.9%	↑ 0.3%
ME251	5.9%	↑ 1.5%
ME123	5.9%	↑ 0.7%
BC11	5.5%	↑ 3.1%
LU101	4.8%	↑ 0.6%
BC12	4.7%	↑ 3.0%
BC14	4.5%	↑ 1.4%
ME113	4.0%	↓ 0.7%
ME115	3.1%	↑ 1.3%
ML253	3.0%	↑ 0.8%
ME119	0.4%	↑ 0.2%
WL1	0.0%	-
WLSUP	0.0%	-



UNIFIED FIRE AUTHORITY MONTHLY OPERATIONS BOARD REPORT

Fire - 73

Hazsit - 154

Law Enforcement Support - 5

Medical - 2,099

No Emergency - 329

Public Service - 192

Rescue - 18

Unknown - 118

DATE RANGE

2026 FEB 01 - 2026 FEB 28

MOST RECENT

Y

Q

M

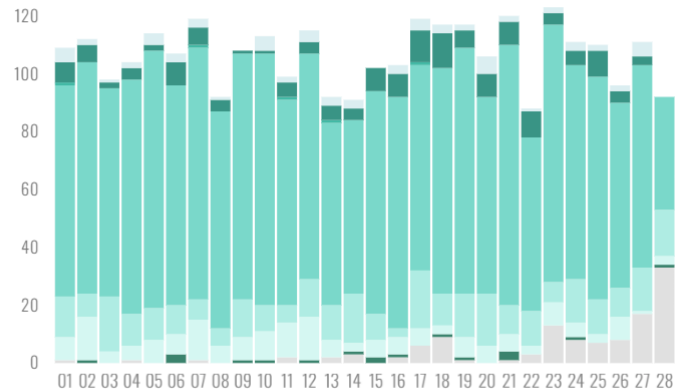
W

BY DAYS

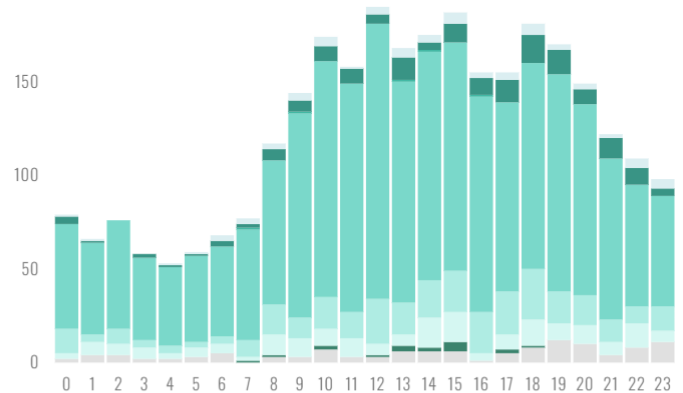
←

28 DAYS

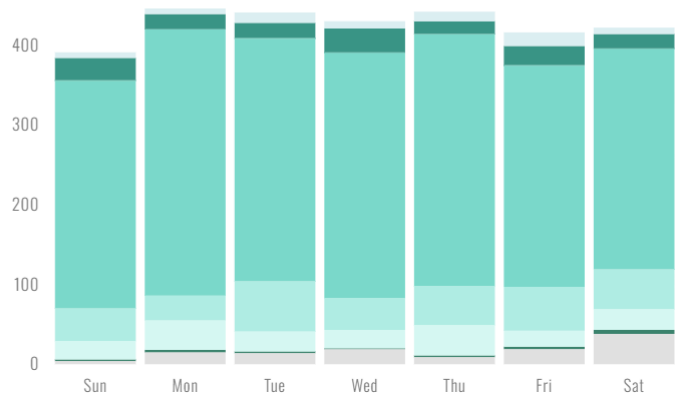
→



BY HOUR OF DAY



BY DAY OF WEEK





UNIFIED FIRE AUTHORITY MONTHLY OPERATIONS BOARD REPORT

Definitions

Incident Volume

- The total number of unique incidents (calls for service) within a defined time period. Each incident is counted once, regardless of how many units respond. This reflects the overall community demand for service

Response Volume

- The total number of individual apparatus responses (unit runs) within a defined time period. Because multiple units are typically dispatched to a single incident, response volume will always be equal to or greater than the number of incidents.

1st Due Performance

- The percentage of incidents in which the first-arriving unit reached the scene within the department's established response time target. Measures how effectively the department delivers an initial response to the community.
- UFA current Darkhorse response time targets:
 - Urban Non-Medical: 6 minutes 20 seconds
 - Urban Medical: 6 minutes
 - Rural Non-Medical: 12 minutes 20 seconds
 - Rural Medical: 12 minutes

First Due Overgoals

- The percentage of first-arriving responses that exceeded the established response time target. Represents the inverse of 1st Due Performance.

Total Response (90th Percentile)

- The total elapsed time from call receipt to arrival on scene, measured at the 90th percentile. Provides a more stable and meaningful system performance benchmark than averages.

Dispatch (90th Percentile)

- The time from when the 911 call is received at the PSAP to when units are dispatched. Reflects call processing efficiency.

Turnout (90th Percentile)

- The time from unit dispatch to the unit marking en route. Reflects crew readiness and station alerting efficiency.

Travel (90th Percentile)

- The time from when the unit marks en route to arrival on scene. Reflects deployment model, station placement, traffic conditions, and unit availability.



UNIFIED FIRE AUTHORITY MONTHLY OPERATIONS BOARD REPORT

Definitions Continued

Unit Hour Utilization (UHU)

- The percentage of time a unit is committed to incidents compared to total available time. Measures workload intensity and system capacity. Higher UHU may indicate system strain or reduced availability for concurrent incidents.

Calls with Concurrency 2+

- The percentage of incidents occurring when two or more incidents were in progress simultaneously. Concurrency measures how many other incidents were active at the time a new incident began. Used to understand how simultaneous demand impacts system performance and availability.

Station Response Reliability

- The percentage of incidents within a station's response zone to which the station was available to respond.
- A response is typically considered successful if:
 1. The station provided the first arriving unit, or
 2. The station provided any eligible unit as part of the initial dispatch.
- Measured for emergent incidents. Reflects how often the community receives service from its assigned station versus a move-up or covering company.



UNIFIED FIRE AUTHORITY

March 17, 2026

TO: UFA Board of Directors

FROM: Assistant Chief Dern

SUBJECT: Proposed 2026–2028 Unified Fire Authority Community Risk Assessment/Standards of Cover (CRA/SOC)

The purpose of this memo is to present the proposed 2026–2028 Unified Fire Authority Community Risk Assessment/Standards of Cover (CRA/SOC) for Board review and feedback prior to final adoption in April 2026.

Our current CRA/SOC has reached the end of its planning cycle. This document represents UFA’s second iteration of a comprehensive Standards of Cover. It builds upon lessons learned, improved analytics, and evolving community risk. Work on this update began in June 2025 and included extensive data analysis and staff engagement.

What is a CRA/SOC?

A CRA/SOC is a strategic planning document that:

- Evaluates community risk
- Assesses current deployment and performance
- Identifies service gaps
- Establishes performance benchmarks
- Guides staffing, capital, and operational planning

It is not simply a response-time study; it aligns risk, resources, and community expectations and tolerance into a measurable performance framework. This document will provide the analytical foundation to guide policy decisions on service levels, deployment models, and long-term resource planning.

Work Completed

Given UFA’s complexity and the multiple municipalities it serves, this CRA/SOC includes both an organizational analysis and individual municipal sections. Chief Burchett and members of Command Staff have met with most municipalities at this point, with several meetings still scheduled. In these meetings, we review risk profiles, growth patterns, current performance, and service expectations.

Key elements completed:

- Comprehensive Community Risk Assessment (fire, EMS, wildland, hazmat, technical rescue, special hazards)
- Analysis of call processing, turnout, travel, total response, ERF assembly, reliability, and workload
- Identification of performance gaps related to geography, concurrency, staffing, and growth
- Ongoing goals identified and established.

Proposed 2026–2028 First Due Benchmarks for Fire and EMS

Within the CRA/SOC, numerous benchmark statements are established across risk classification and categories to provide a comprehensive picture of system performance. For this iteration of the CRA/SOC, many of these benchmarks are based on current system performance, reflecting what the organization is consistently achieving today. This approach establishes a realistic and data-informed baseline for measuring progress. While most benchmarks align with existing performance levels, the proposed standards offer moderate improvements in key response metrics, as outlined in the table below, to encourage continued operational improvement while remaining achievable within current deployment and resource constraints. These benchmarks should reflect community risk, operational realities, and Board-level risk tolerance.

Emergent Performance Fire	2022-2024 Urban	Proposed Urban	2022-2024 Rural	Proposed Rural
Call Processing	3:10	2:30	3:21	2:30
Turnout	1:59	1:45	2:25	1:45
Travel	6:06	6:06	10:12	10:12
Total Response Time	11:15	11:00	15:45	15:30

Emergent Performance EMS	2022-2024 Urban	Proposed Urban	2022-2024 Rural	Proposed Rural
Call Processing	2:09	2:00	2:32	2:00
Turnout	1:49	1:30	2:05	1:30
Travel	6:36	6:36	14:26	14:26
Total Response Time	10:34	10:15	19:03	17:00

The development of this document required significant staff effort. I need to recognize Battalion Chiefs Fossum and Torgersen, Captains Hobbs, Pulsipher, and Beckman for their contributions to this second CRA/SOC iteration. And a special thanks to Nate Lincoln for his work in data analysis and to Savannah Mailloux for her work developing all the GIS products.

The proposed CRA/SOC will be posted on the UFA website, under the Transparency tab, for public access following this meeting. We respectfully request Board review and feedback one week prior to final adoption planned in April of 2026.

This document positions UFA to remain operationally effective, fiscally responsible, and aligned with the communities we serve over the next three-year cycle and will guide future decisions regarding deployment, capital investment, and service expectations.