THIS AGENDA IS SUBJECT TO CHANGE WITH MINIMUM 24 HOURS NOTICE

UNIFIED FIRE AUTHORITY BOARD AGENDA

November 17, 2026, 7:30 a.m.

NOTICE IS HEREBY GIVEN THAT THE UNIFIED FIRE AUTHORITY BOARD OF DIRECTORS SHALL ASSEMBLE BOTH ELECTRONICALLY AND IN-PERSON FOR A MEETING AT UFA HEADQUARTERS LOCATED AT
3380 SOUTH 900 WEST, SALT LAKE CITY, UT 84119

THE PUBLIC MAY ATTEND IN-PERSON OR ELECTRONICALLY VIA ZOOM WEBINAR AT:
https://zoom.us/j/98255960431?pwd=VW9iWk1KQ0JYTi9lSDIxMS96KzZXZz09
Password: 123911

---

1. Call to Order – Chair Fotheringham

2. Public Comment
   Please limit comments to three minutes each and be germane to the agenda items or UFA business. The UFA Board typically will not engage directly but may direct staff to address comments following the meeting.
   There are three options for comments during this meeting:
   a. In-Person.
   b. Live during the Webinar by logging in as described above. If you wish to make a comment, select the "Raise Hand" button at the bottom of the screen. You will then be added to the queue and invited to speak.
   c. EMAIL: Public comments will be accepted prior to the meeting via email at publiccomment@unifiedfire.org until 7:00 a.m. November 16, 2026. Emailed comments submitted prior to 7:00 a.m. November 16, 2026, will be read or summarized into the record, comments received after the deadline will be forwarded to the UFA Board, but not read into the meeting record or addressed during the meeting.

3. Administer Oath of Office for New Board Member – Clerk Micayla Dinkel

4. Minutes Approval –Chair Fotheringham
   a. October 20, 2026 UFA Board Meeting Minutes

5. Committee Updates
   a. Benefits & Compensation Committee – Chair Buroker
      I. *Upcoming Meetings:*
      January 28, 2027, 9:00 a.m.
      February 11, 2027, 9:00 a.m.
      March 18, 2027, 2:00 p.m.
   b. Governance Committee – Chair Gettel
      I. No meeting

c. Finance Committee – Chair Henderson
    i. *Upcoming Meetings:*
    December 1, 2026, 1:00 p.m.
    April 12, 2027, 9:00 a.m.
    April 29, 2027, 9:00 a.m.

6. Consent Agenda—CFO Hill
    a. Review of October Disbursements

7. Quarterly Financial Report—CFO Hill

8. Public Hearing to Receive and Consider Comments on Proposed Amendments to the 26/27 Fiscal Year Budget—CFO Hill

9. Consider Resolution 11-2026A Approving a Budget Amendment to the 26/27 Fiscal Year Budget—CFO Hill

10. Emergency Services Report – AC Russell
    a. Monthly Call Data Report
    b. Incident Highlight-North Union AAR
    c. DEA Admin Rules-DC Ayres
    d. Recruit Graduation-DC Prokopis

11. Administration and Planning Report—AC Robinson
    a. Juvenile Fire Setter Program- FM Watkins

12. Fire Chief Report
    a. Hiring and Promotional Updates-HR Director Day/DOC Easton
    b. Response Model Update
    c. VECC Update
        - Nonemergent AI Call Taking System
        - Protocol Update
        - AVL
        - Telehealth

13. Possible Closed Session

The Board may consider a motion to enter Closed Session. A closed meeting described under Utah Code Section 52-4-205 may be held for specific purposes, including, but not limited to:

a. discussion of the character, professional competence, or physical or mental health of an individual;
b. strategy sessions to discuss pending or reasonably imminent litigation;
c. strategy sessions to discuss the purchase, exchange, or lease of real property;
d. discussion regarding deployment of security personnel, devices, or systems; and
e. investigative proceedings regarding allegations of criminal misconduct.

A closed meeting may also be held for attorney-client matters that are privileged pursuant to Utah Code § 78B-1-137, and for other lawful purposes that satisfy the pertinent requirements of the Utah Open and Public Meetings Act.

14. Adjournment – Chair Fotheringham

The next UFA Board meeting will be held on December 8, 2026, at 7:30 a.m., both electronically and at UFA Headquarters is located at 3380 South 900 West, Salt Lake City, UT 84119

THE PUBLIC IS INVITED TO PARTICIPATE IN ALL UFA MEETINGS.

In accordance with the Americans with Disabilities Act, UFA will make reasonable accommodations for participation in the meetings. Please call the clerk at least three working days prior to the meeting at 801-743-7213. Motions relating to any of the foregoing, including final action, may be taken at the meeting. This meeting will also be held electronically to allow members of the UFA Board to participate. This agenda is subject to change with a minimum 24-hour notice.

CERTIFICATE OF POSTING

The undersigned, does hereby certify that the above agenda notice was posted on this 13th day of November, 2026, on the UFA bulletin boards, the UFA website unifiedfireut.gov , posted on the Utah State Public Notice website http://www.utah.gov/pmn/index.html and was emailed to at least one newspaper of general circulation within the jurisdiction of the public body.

Micayla Dinkel, UFA Board Clerk

UNIFIED FIRE AUTHORITY BOARD MINUTES

October 20, 2026 7:30 AM
Electronically via Zoom Webinar/UFA Headquarters-3380 South 900 West, SLC, UT 84119

- Call to Order
  Quorum present
  Chair Fotheringham called the meeting to order at 7:31 a.m.

- Public Comment
  No members of the public requested to speak either in person or electronically. Public comment was available live and through the posted public comment email address.

- Minutes Approval
  a. September 15, 2026, UFA Board Meeting Minutes
  Mayor Gettel made a motion to approve the September 15, 2026, UFA Board Meeting minutes as submitted. Mayor Sudbury seconded the motion. All voted in favor; none opposed. The motion passed unanimously.

- Committee Updates
  Chair Fotheringham reported that no committee meetings had been held since the previous Board meeting. There will be a UFA Finance Committee Meeting on December 1, 2026 at 1:00 p.m.

- Consent Agenda
  a. Review of September Disbursements
  Chief Financial Officer Tony Hill presented the September 2026 disbursements, located under Tab 2 beginning on page 9 of the Board packet. He stated that he had no specific items to highlight and was available to answer questions. No questions or discussion followed.

  Councilmember Stewart made a motion to approve the consent agenda as submitted. Mayor Overson seconded the motion. All voted in favor; none opposed. The motion passed unanimously.

- Consider the Date of November 17, 2026, for a Public Hearing to Receive and Consider Comments on Proposed Amendments to the 2026-2027 Fiscal Year Budget
  Chair Fotheringham stated that UFA would like to hold a public hearing date to receive and consider comments on proposed amendments to the FY 2026–2027 budget on November 17, 2026.

DRAFT

Mayor Gettel made a motion to set the date of November 17, 2026, for a public hearing to receive and consider comments on proposed amendments to the 2026-2027 fiscal year budget. Mayor Sudbury seconded the motion. All voted in favor; none opposed. The motion passed unanimously.

- Approval of the FY27/28 Budget Calendar

  CFO Hill reviewed the proposed FY 2027–2028 budget calendar, beginning on page 17 of the Board packet. He explained that budget planning occurs throughout the year, with the formal process scheduled to begin in December. The proposed calendar followed UFA's customary process, including three Benefits and Compensation Committee meetings, two Finance Committee meetings, and multiple opportunities for full Board review.

  The first two Benefits and Compensation Committee meetings are scheduled for January 28 and February 11, 2027. The Board proposed moving the March 18 meeting from 7:30 a.m. to 2:00 p.m. to accommodate scheduling conflicts.

  CFO Hill also reviewed the remaining major budget milestones:
  April 12, 2027: Finance Committee meeting for Chief Burchett's proposed budget presentation.
  April 29, 2027: Extended Finance Committee meeting for division budget presentations and committee recommendations.
  May 18, 2027: Scheduled approval of the tentative budget.
  June 15, 2027: Scheduled approval of the final budget.

  Councilmember Stewart made a motion to approve the proposed FY 2027–2028 budget calendar, changing the March 18, 2027, Benefits and Compensation Committee meeting to 2:00 p.m. Mayor Jackson seconded the motion. All voted in favor; none opposed. The motion passed unanimously.

- Operations Report

  Assistant Chief Dustin Dern presented the Operations Report under Tab 4 of the Board packet. His report included monthly operational performance, the quarterly automatic and mutual aid report, a significant rescue in Big Cottonwood Canyon, and a Wildland Division season update.

  Call Volume Report
  Year-to-Date Activity and September Performance
  Chief Dern reported that year-to-date incidents were approaching 33,000, approximately 1,700 more than at the same point in the previous year. Overall year-to-date performance remained consistent with expected levels.

  Chair Fotheringham asked a question about whether the increase was concentrated in particular areas,

DRAFT

Chief Dern explained that call growth was generally distributed throughout UFA's jurisdiction. Growing communities, including Millcreek and Eagle Mountain, experienced more growth than smaller communities such as Copperton, but no single station or community accounted for the overall increase.

Chief Dern reviewed September incident totals, unit responses, and response-time measures, including dispatch processing, turnout, travel, and total response time. He highlighted a 44-second increase in the 90th-percentile total response time.

Assistant Chief Dern's initial review of the call data identified approximately 34 incidents with unusually long processing times. Chief Dern explained that these appeared to include incidents initially received as police calls and subsequently transferred for fire or medical response. He believed the reporting system was retaining the original police incident start time, thereby extending the time attributed to UFA's response. Some reported times approached 39 to 40 minutes.

Chief Dern emphasized that the explanation was still being researched. When the identified incidents were removed from the analysis, performance remained consistent with normal levels. Staff were working with Darkhorse to review and correct the reporting issue, and Chief Dern would provide follow-up information if further review identified a concern.

In response to a question about whether other statistics raised concerns, Chief Dern stated that he had not identified additional unusual performance issues.

Unit Hour Utilization and Incident Types

Chief Dern reported no significant changes in September unit hour utilization. Several ambulances continued to operate at utilization levels ranging from approximately 15 to 23 percent. Heavy apparatus utilization remained generally consistent with prior reporting, and crews continued to be busy.

He also reviewed the incident breakdown by call type. Fire incidents declined from 108 in August to 75 in September. Chief Dern attributed the decrease in part to changing weather and seasonal conditions.

Quarterly Automatic and Mutual Aid Report

Chief Dern presented the automatic and mutual aid report through the third quarter. He reminded the board members that Chief Burchett introduced the report in July and that staff would return with updates quarterly.

Through the third quarter, UFA had received 101 more unit responses than it had provided to partner agencies. By comparison, the July presentation showed that UFA had provided 32 more unit responses than it had received.

DRAFT

Chief Dern reported no significant unexpected changes in the agency-by-agency relationships. Mutual aid activity continued to grow with incident volume, and the distribution among partner agencies remained generally consistent with expectations.

He clarified that the report counts individual unit responses that actually arrive at an incident. Units dispatched but not arriving are excluded from both aid-given and aid-received totals.

Willow Heights Trail Cardiac Arrest Rescue

Operations Chief Nate Kay reviewed a September 26 rescue on the Willow Heights Trail in Big Cottonwood Canyon.

Shortly before 10:00 a.m., crews from Stations 108 and 110, along with Battalion 14, were dispatched to a reported cardiac arrest approximately one mile from the trailhead near Solitude Ski Resort. A man hiking with his wife had collapsed, and bystanders began CPR before emergency personnel arrived.

Battalion 14 and Station 108 arrived at the trailhead at approximately the same time. Battalion 14 established command, while Station 108 personnel and a Brighton UPD officer formed a team, gathered equipment, and hiked to the patient.

Upon reaching the patient, personnel confirmed that he was unresponsive, not breathing, and without a pulse. Bystanders had performed CPR for approximately 30 minutes. Station 108 paramedics assumed care and identified a shockable cardiac rhythm. They delivered a defibrillation shock, established intravenous access, administered cardiac medications, and placed an advanced airway. Shortly afterward, the patient regained a pulse and began making efforts to breathe independently.

Crews continued advanced medical care while coordinating an evacuation plan. Dense forest and surrounding terrain prevented a helicopter hoist rescue, requiring personnel to carry the patient approximately one mile to the trailhead.

Medic Ambulance 110 personnel brought additional medical equipment and a Stokes rescue litter up the trail. Salt Lake County Sheriff's Office Search and Rescue personnel and Solitude Resort Bike Patrol assisted with the evacuation. A University of Utah AirMed helicopter was dispatched to a landing zone at Solitude Resort.

The patient continued to improve during the evacuation and was attempting to speak and follow commands by the time crews reached the trailhead. He was placed in the staged ambulance, and care was transferred to the AirMed crew for transport to the University of Utah Hospital.

DRAFT

Chief Kay reported that the patient was awake and talking upon arrival at the hospital. He received advanced cardiac treatment in the cardiac catheterization laboratory and was admitted to the medical intensive care unit. After approximately one week, he was discharged without significant neurological deficits and returned home to Argentina with his wife.

The patient and his wife had arrived in Utah the day before the incident. Chief Kay reported that the medical team identified strenuous activity at high altitude as a contributing factor in the cardiac event.

Chief Kay emphasized the importance of early, sustained bystander CPR, advanced medical care, and coordination among responding agencies. He recognized UFA personnel, UPD, Salt Lake County Sheriff's Office, Solitude Resort Patrol, University of Utah AirMed, dispatchers, and civilians who assisted.

Board members commended the response and successful outcome. Chief Dern noted that the incident would be recognized through UFA's life-saving coin presentation program.

2026 Wildland Fire Season

Division Chief Anthony Widdison presented an overview of the 2026 wildland fire season. He described another active year within Utah and throughout the western United States, with significant local incidents and large, complex regional fires.

Chief Widdison reported that Utah experienced its most significant wildfire season by acreage since approximately 2007. He identified the Widemouth, Babylon, and Cottonwood fires among the state's largest recent incidents and stated that UFA personnel supported suppression efforts on all three.

UFA resources also supported incidents in Idaho, Nevada, Oregon, California, Oklahoma, and Texas. Chief Widdison emphasized that these assignments strengthen state and federal partnerships while providing operational experience and professional development.

Salt Lake One Hand Crew

Chief Widdison reported that the Salt Lake One hand crew continued progressing toward interagency hotshot crew status.

During the summer, UFA conducted an internal embedded review with an experienced hotshot crew superintendent. The review provided a positive assessment of the crew's qualifications, operational performance, leadership, and readiness to advance in the certification process.

DRAFT

Following the review, UFA submitted its implementation package to the Great Basin Operations Committee and was awaiting an official response.

After its final wildfire assignment, the crew transitioned to fuels reduction projects, prescribed fire preparation, and seasonal rehabilitation work. Chief Widdison recognized the crew's professionalism, resilience, and commitment throughout the certification effort.

Wildland Engine and Single Resource Programs

UFA's wildland engines completed numerous assignments, including deployments to Texas earlier in the year and other major incidents during the summer. Deployments continued into October, particularly in California, where fire activity and resource needs remained elevated.

Chief Widdison explained that the engine program provides additional suppression capacity and opportunities for Operations personnel to participate in assignments and advance their qualifications.

The Wildland Division also managed another busy year of single resource deployments. UFA personnel served in command and general staff positions on national incident management teams and in supervisory and specialized operational assignments. These deployments supported major incidents while strengthening relationships with interagency partners.

Rapid Extraction Module Support

The Rapid Extraction Module Support, or REMS, program provided specialized rescue and medical resources for wildfire incidents in remote and difficult terrain. Teams completed out-of-state assignments, including deployments to Nebraska and Idaho.

Chief Widdison explained that REMS personnel operate where conventional rescue and medical resources may have limited access, providing capabilities that are increasingly important during complex wildfire incidents.

Camp Williams

UFA maintained dedicated wildfire suppression resources at Camp Williams to support the Utah National Guard. Crews provided seven-day operational staffing during the fire season, along with prescribed fire and fuels management activities to reduce risk and support training operations. Staffing was scheduled to continue through October, with prescribed fire and mitigation work continuing as conditions allowed.

Fuels Mitigation and Local Response

The fuels crew completed mitigation projects throughout UFA's jurisdiction and continued the Chipper Days program to help residents improve defensible space around their properties.

DRAFT

During periods of elevated fire activity, the crew balanced mitigation work with wildfire response. Assignments included significant incidents in the Millcreek area and smaller incidents, including lightning-caused fires in remote areas.

Chief Widdison emphasized that the crew's ability to support initial and extended attack adds operational capacity and allows Operations resources to return to their response area. As fire activity slowed in September, the crew resumed mitigation projects delayed by incident response.

Chief Widdison concluded by recognizing Wildland Division employees for demanding work, extended time away from their families, professionalism, and commitment to safety. Chair Fotheringham thanked him and asked that the Board's appreciation be conveyed to the division.

Eagle Mountain Hazardous Materials Incident
Mayor Gettel asked about a hazardous materials response at the Meta data center in Eagle Mountain. Assistant Chief Dern did not have sufficient incident details available at the meeting. Staff agreed to obtain additional information and provide it to the Board by email or at a subsequent meeting.

- Administration and Planning Report
  Assistant Chief Wade Russell presented updates on the behavioral health program and Fire Prevention Week.

Captain Lane Hilton's Retirement and Service Recognition
Chief Russell recognized Captain Lane Hilton, whose retirement was effective November 1, 2026. Captain Hilton began his career with UFA in 1995 and served as a firefighter, paramedic, company officer, and EMS medical training officer before helping develop and lead UFA's behavioral health program.

Chief Russell explained that Captain Hilton combined operational experience with his professional training as a licensed counselor to support employees, retirees, and their families.

Since 2016, Captain Hilton had helped expand counseling access, strengthen peer support and crisis intervention, and change how employees discuss mental health and seek assistance. Chief Russell emphasized his role in reducing stigma and helping individuals through significant personal crises. His work extended beyond UFA to the broader fire service, and the Professional Firefighters of Utah recognized him with its Frontline Leadership Award in 2021.

Chief Burchett thanked Captain Hilton for his impact on UFA and the fire service. He shared that Captain Hilton had personally helped him following the death of his brother and emphasized the difference one

person can make in the lives of others. Chief Burchett committed to continuing the program Captain Hilton helped build and presented him with a Fire Chief coin and letter of appreciation.

Captain Hilton thanked the Board and UFA leadership for supporting behavioral health services over the preceding decade. He acknowledged significant progress while emphasizing the need for continued work, particularly following the recent loss of another firefighter in the Valley to suicide. He encouraged continued support for UFA's program and similar efforts at UPD. He also thanked the chiefs under whom he had served for their leadership and friendship.

Captain Hilton stated that he planned to begin working with one of UFA's contracted providers on November 2, allowing eligible UFA personnel to continue accessing his services through that provider.

Behavioral Health Program Transition
Chief Russell explained that following Captain Hilton's retirement, UFA would transition from an in-house clinician model to a full-time behavioral health case manager.

The case manager would serve as a point of contact for individuals seeking assistance, connect employees with external clinicians, support and manage the peer support team, and coordinate behavioral health benefits and resources with Administration.

Chief Russell stated that the goal was to preserve a clear pathway to care and make it easier for employees to access appropriate services.

Fire Prevention Week
Fire Marshal Wade Watkins reported on Fire Prevention Week, held October 4–10. UFA's outreach aligned with the National Fire Protection Association's lithium-ion battery safety focus and "Charge into Safety" messaging.

Chief Watkins explained that UFA had already been addressing lithium-ion battery hazards and used Fire Prevention Week to reinforce safe charging practices and awareness of rapid fire growth associated with battery failures.

The social media campaign generated approximately 40,000 views and more than 60 shares. A video showing the rapid development of a lithium-ion battery fire attracted particular attention and helped communicate the importance of safe charging.

Chief Watkins thanked Information Outreach for developing and distributing the messaging. He stated that UFA intended to continue aligning annual Fire Prevention Week outreach with NFPA's initiatives.

- Support Services Report

  Assistant Chief Zach Robinson presented an overview of the Salt Lake County Continuity Cup exercise and updates on construction and design projects.

  Salt Lake County Continuity Cup

  Emergency Management Deputy Director Ellis reported on the second annual Continuity Cup, a three-day series of exercises testing continuity of government and operations. The exercise examined how Salt Lake County divisions could support one another and how County government could assist other agencies and jurisdictions during a catastrophic event.

  This year's scenario involved a wind-driven wildfire originating near Herriman and spreading into Herriman, Riverton, Bluffdale, and Draper. The scenario contemplated approximately 50,000 evacuations and associated response needs.

  The exercise included five primary components:

  - Sheltering: Activation of sheltering teams and trailers, with an emergency shelter setup at the Viridian Event Center.
  - County division continuity planning: Division-specific scenarios addressing staffing impacts, available vehicles and equipment, and the potential reassignment of personnel to support response.
  - Policy group decision-making: Participation by the County mayor, deputy mayors, district attorney, clerk, UFA Fire Chief, and Sheriff's Office to address emergency declarations, communications, and other leadership decisions.
  - Emergency Coordination Center operations: A simulated Level 1 full activation involving emergency support function personnel.
  - Crisis communications: An exercise involving the County's crisis communications team.

  Deputy Director Ellis reported that the exercise was successful and identified lessons to incorporate into training throughout the year. The Continuity Cup would continue annually with a different scenario.

  Station 103

  Chief Robinson reviewed construction progress on the new fire station 103 in Herriman. He clarified that the station was funded by Herriman City. UFA was not directly managing construction, although Logistics and Facilities personnel had assisted City staff throughout the project.

  The initial punch-list walkthrough had occurred the previous week. A considerable number of items remained, and the contractor was working toward completion.

DRAFT

UFA planned to begin moving larger furnishings and equipment into the station in late October, including desks, fitness equipment, and gear racks. The target date for moving the crew from the existing station was November 17, contingent on completion of necessary punch-list items and issuance of a certificate of occupancy. The grand opening was being planned for early January.

Joint UFA–BLM Wildland Fire Station

Chief Robinson reported that schematic design for the joint UFA–Bureau of Land Management wildland fire station was complete. The project had entered design development, focusing on building layout, mechanical systems, and construction details.

The design development submittal was scheduled for December 4, with review continuing through January 8. Acceptance of that submittal would bring the project to approximately 65 percent design completion. Chief Robinson also reported that UFA was working with BLM to address the difference between the current project estimate and the funding limit established in the agreement. Staff would keep the Board informed as those discussions progressed.

Fire Training Facility

Chief Robinson reported that UFA signed its project management contract with Construction Control on October 5. The project was moving into architect selection. The request for qualifications was scheduled for release on the meeting date and would close November 17. Staff anticipated completing selection and issuing a notice to proceed in early January. The preliminary schedule allowed approximately eight months for design, two months for bidding and permitting, and 18 months for construction.

- Fire Chief Report

Paramedic Hiring/Staffing Model Update

Fire Chief Dominic Burchett presented updates on paramedic staffing, a community donation, and organizational changes.

Paramedic Staffing and Temporary Response Model Review

Chief Burchett reported that UFA continued to experience a paramedic shortage and increased mandatory shifts at that rank. Although mandatory staffing typically increases during summer vacation periods, the pressure had continued into the fall, when some relief would normally be expected.

During station visits, Chief Burchett had observed the effects on employees. He explained that UFA was evaluating a temporary response model adjustment to reduce the number of paramedics required on duty each day while recruitment and training efforts continued.

DRAFT

The Medical Response Advisory Group (MRAG) of approximately 10 to 12 employees representing multiple organizational levels had met once and was scheduled to meet again in November. The group was reviewing available options and would provide recommendations, an implementation timeline, and potential trigger points for activating, discontinuing, or reversing a temporary model.

Chief Burchett acknowledged the complexity of changing the response model and stated that this complexity was one reason UFA had proceeded carefully.

Recruitment Efforts
Chief Burchett reviewed three hiring pathways intended to increase the number of paramedics entering the organization.

The lateral process sought licensed paramedics with firefighting experience who could complete an abbreviated orientation rather than a full recruit camp. These employees could generally begin operational assignments approximately one month after hire.

Despite a national recruitment effort, four lateral candidates remained in background checks. Chief Burchett stated that bringing those candidates into the organization would still make the effort worthwhile. The paramedic-only process sought applicants with paramedic credentials but without firefighting experience or certifications. Those candidates would need to complete approximately 16 weeks of recruit training before operational assignment.

That process closed October 13 with 28 eligible applicants. UFA was interviewing 24 candidates during the meeting week. Chief Burchett explained that approximately half of an applicant pool may successfully complete all hiring stages and said that obtaining 10 to 15 paramedics through the process would be a positive result.

UFA had also reopened its special-hire process for current Wildland and part-time EMS employees meeting established requirements. Four individuals were being considered through that pathway.

Chief Burchett estimated that the combined efforts could result in approximately 10 to 15 hires, while cautioning that multiple hiring stages remained. Many successful candidates would not be available for operational assignments until June.

He emphasized that Command Staff had shifted its focus toward addressing the staffing challenges and was considering additional solutions and incentives. Prior efforts had each provided some benefit, but no single action had resolved the issue. Paramedic education requires approximately nine months in addition to prerequisites, limiting how quickly the workforce can expand.

DRAFT

Chief Burchett anticipated providing additional information at the November Board meeting regarding a potential response model adjustment and its impacts.

Holiday Inn Express Donation

Chief Burchett reported that the Holiday Inn Express in Herriman donated $2,500 to UFA and $2,500 to Herriman Police Department in connection with its grand opening.

The donation to UFA was unrestricted, and Administration would identify a meaningful use for the funds. Chief Burchett attended the grand opening and publicly thanked the hotel for recognizing and supporting public safety agencies.

He explained that UFA policy allowed the Fire Chief to accept donations below $5,000 and required Board approval for donations above $5,000. An initially anticipated $5,000 donation prompted discussion with legal counsel because the policy did not expressly address a donation of exactly that amount. Chief Burchett obtained the Chair's approval before acceptance; the actual UFA check was subsequently received for $2,500.

Organizational Changes and Succession Planning

Chief Burchett reviewed organizational changes previously communicated to Board members and employees. An updated organizational chart was included at the back of the Board binder and had been distributed by email.

Assistant Chief Robinson had advised Chief Burchett of his intention to retire at the end of 2027 after approximately 30 years of service.

Chief Burchett explained that the anticipated retirement created an opportunity to reassign the Assistant Chief portfolios before major projects advanced further. A principal consideration was continuity of leadership for the fire training facility, with construction anticipated to begin near the end of 2027. The reassignment would allow one Assistant Chief to oversee the project through completion.

The changes would also give Chiefs Dern and Russell experience in additional portfolios, supporting leadership development and preparation for potential future Fire Chief opportunities.

Chief Burchett acknowledged that the reassignment would require the Assistant Chiefs to learn new responsibilities but anticipated limited disruption to the broader organization.

Board Appreciation and Life-Saving Coin Presentations

DRAFT

Mayor Overson thanked UFA for the invitation to a life-saving coin presentation at Station 118 and for its participation in the Taylorsville pancake breakfast.

Chief Burchett explained that life-saving coins are presented through the medical division. The Division meets with the responding crew, reviews the incident, and recognizes the actions contributing to a successful outcome. He had begun inviting mayors and councilmembers to appropriate presentations in their communities so they could see the impact of UFA personnel firsthand. Presentations are often scheduled in groups of four or five during a quarter, and Board members would receive invitations when applicable.

- Possible Closed Session

  Chair Fotheringham announced the need for a brief closed session and requested a motion. Mayor Overson moved to temporarily recess the meeting and convene in closed session to discuss matters as provided by Utah Code Annotated Section 52-4-205, and to adjourn the October 2026 meeting at the conclusion of the closed session. Mayor Jackson seconded the motion, and a roll call vote was taken.

Bailey	YES	Jackson	YES
Birrell	YES	John	Absent
Bourke	Absent	Kanter	YES
Buroker	Absent	Overson	YES
Butterfield	Absent	Stewart	Absent
Fotheringham	YES	Sudbury	YES
Gettel	YES	Van Horn	YES
Gray	YES		
Harris	Absent		
Henderson	YES		

A closed session was held.

- Adjournment

  Mayor Jackson moved to adjourn the October 20, 2026, UFA Board Meeting. Councilmember Birrell seconded the motion. All voted in favor; none opposed. The motion passed unanimously.

BOARD MEMBERS IN ATTENDANCE

Mayor Cheri Jackson	Mayor Dustin Gettel
Mayor Paul Fotheringham	Mayor Jared Gray
Councilmember Ellen Birrell	Councilmember Jared Henderson
Councilmember Kathleen Bailey	Deputy Mayor Catherine Kanter
Mayor Kristie Overson	Councilmember Sheldon Stewart

DRAFT

Mayor Mick Sudbury
Councilmember Howard Van Horn

BOARD MEMBERS ABSENT

Mayor Gay Lynn Bennion
Councilmember Catherine Harris
Councilmember Chrystal Butterfield
Mayor Roger Bourke
Mayor Scotty John
Mayor Tish Buroker

STAFF IN ATTENDANCE

CFO Tony Hill
CLO Brian Roberts
Clerk Micayla Dinkel

ATTENDEES

AC Dern	HRD Day	AC Robinson	DC Widdison
AC Russell	FM Watkins	DOC Easton	Captain Doyle
Specialist Rivera	DC Greensides	Specialist Cochran	Captain Costin
Rachel Anderson	Captain Hilton	Digital Media Specialist Samuel	DC Ayres
Captain Park	OC Kay	BC Bogenschutz	Deputy Director Ellis

DRAFT

UNIFIED FIRE AUTHORITY
CASH DISBURSEMENTS - GENERAL FUND POOLED CHECKING
OCTOBER 2026

GL Period	Check Date	Ref#	Vendor Name	Invoice#	Check Amount
10/26	10/9/2026	1	PAYROLL TRANS FOR 09/30/26 PAY PERIOD	N/A	$ 2,291,681.41
10/26	10/31/2026	4	PAYROLL TRANS FOR 10/15/26 PAY PERIOD	N/A	2,225,664.26
10/26	10/8/2026	100826101	SELECTHEALTH	262600139813	707,705.30
10/26	10/8/2026	100826104	UTAH RETIREMENT SYSTEMS	URS101026	671,507.56
10/26	10/24/2026	102426101	UTAH RETIREMENT SYSTEMS	URS102526	666,872.61
10/26	10/8/2026	3	FEDERAL & STATE W/H ACH - 10/10/26 PAYROLL	N/A	647,224.27
10/26	10/22/2026	6	FEDERAL & STATE W/H ACH - 10/25/26 PAYROLL	N/A	621,233.20
10/26	10/23/2026	102326003	DEPT OF HEALTH & HUMAN SERVICES	27H5001377	214,575.68
10/26	10/6/2026	10062026	WELLS FARGO BUSINESS CARD	Multiple	171,943.51
10/26	10/8/2026	89640	FUEL NETWORK	F2702E01004	96,646.62
10/26	10/16/2026	101626031	UTAH LOCAL GOVERNMENTS TRUST	Multiple	88,975.76
10/26	10/28/2026	102826201	J.P. MORGAN EQUIPMENT FINANCE (Cap lease payment - Wildland)	47415	67,084.60
10/26	10/16/2026	101626001	APA BENEFITS INC (HRA CLAIMS)	TRUST-000995	59,257.08
10/26	10/30/2026	103026006	GOLD CROSS AMBULANCE	5086	46,383.47
10/26	10/8/2026	100826103	STRATOS WEALTH PARTNERS	VEBA101026	44,532.02
10/26	10/22/2026	102226101	STRATOS WEALTH PARTNERS	VEBA102526	44,511.86
10/26	10/15/2026	89658	FIRE CATT LLC	19161	33,806.50
10/26	10/8/2026	89642	PEHP GROUP INSURANCE	Multiple	33,425.64
10/26	10/2/2026	100226002	APA BENEFITS INC (HRA CLAIMS)	TRUST-000940	31,181.11
10/26	10/2/2026	100226006	EMS LOGIK	Multiple	29,747.00
10/26	10/2/2026	100226017	L.N. CURTIS & SONS	Multiple	29,165.21
10/26	10/22/2026	89666	ROCKY MTN POWER	Multiple	29,134.93
10/26	10/1/2026	89632	CUSTOM BENEFIT SOLUTIONS, INC.	09252026	28,999.50
10/26	10/8/2026	89649	CUSTOM BENEFIT SOLUTIONS, INC.	10092026	28,443.66
10/26	10/29/2026	89688	CUSTOM BENEFIT SOLUTIONS, INC.	10232026	28,443.66
10/26	10/29/2026	89687	UTAH VALLEY UNIVERSITY	J0229179	27,192.00
10/26	10/30/2026	103026002	CDW GOVERNMENT LLC	AL26P6I	20,536.02
10/26	10/16/2026	101626032	ZOLL MEDICAL CORPORATION	Multiple	19,518.60
10/26	10/30/2026	103026011	L.N. CURTIS & SONS	INV1118991	19,300.00
10/26	10/22/2026	89664	AFLAC GROUP INSURANCE	46295	18,071.91
10/26	10/23/2026	102326009	SALT LAKE COUNTY FACILITIES	MFA0000924	15,244.00
10/26	10/16/2026	101626019	NAPA AUTO PARTS	46295	14,226.60
10/26	10/2/2026	100226021	MOTOROLA SOLUTIONS INC	8282404567	13,935.95
10/26	10/15/2026	89662	UNIVERSITY MEDICAL BILLING	Multiple	13,675.00
10/26	10/23/2026	102326002	COMCAST	285580423	13,495.03
10/26	10/1/2026	89634	LOCAL 1696 - IAFF	09252026	11,984.55
10/26	10/29/2026	89690	LOCAL 1696 - IAFF	10232026	11,922.25
10/26	10/8/2026	89651	LOCAL 1696 - IAFF	10092026	11,874.60
10/26	10/2/2026	100226008	ENTERPRISE RENT-A-CAR CO OF UT, LLC	Multiple	11,647.74
10/26	10/16/2026	101626027	TELEFLEX LLC	9512219349	11,000.00
10/26	10/2/2026	100226010	GOLD CROSS AMBULANCE	112	10,500.00
10/26	10/23/2026	102326001	CDW GOVERNMENT LLC	AL2AA8N	10,491.52
10/26	10/9/2026	100926020	VLCM	IN180942	10,032.45
10/26	10/29/2026	89683	MERCEDES-BENZ VAN CENTER - WARNER	Multiple	9,386.07
10/26	10/29/2026	89679	CONSTRUCTION CONTROL CORP	26-7554	9,009.00
10/26	10/2/2026	100226014	HP INC	9022318175	8,920.80
10/26	10/9/2026	100926019	UTOPIA FIBER	CIV202610-000089	8,656.00
10/26	10/16/2026	101626005	ENTERPRISE RENT-A-CAR CO OF UT, LLC	Multiple	8,536.26
10/26	10/2/2026	100226012	GRAHAM FIRE APPARATUS SALES SERVICE	Multiple	8,410.31
10/26	10/8/2026	89645	SPECIALIZED PROFESSIONAL SERVICES, INC	1086-M	7,837.00
10/26	10/16/2026	101626029	UNIVERSITY OF UTAH-DEPT EMERG MEDICINE	UFA-2026-09	6,820.00
10/26	10/16/2026	101626028	TIRE WORLD	Multiple	6,754.59
10/26	10/2/2026	100226011	GPS INSIGHT INC	INV1913266	6,480.00
10/26	10/8/2026	89641	PDQ INTERMEDIATE, INC	PDQ-00002802	6,285.00
10/26	10/16/2026	101626013	L.N. CURTIS & SONS	Multiple	6,259.50
10/26	10/16/2026	101626017	LIFE-ASSIST INC	Multiple	6,029.74

Note 1: This is a pooled cash account - disbursements listed include those for UFA's Wildland Enterprise fund
Note 2: Payroll totals are for all UFA funds, not just General Fund

UNIFIED FIRE AUTHORITY
CASH DISBURSEMENTS - GENERAL FUND POOLED CHECKING
OCTOBER 2026

GL Period	Check Date	Ref#	Vendor Name	Invoice#	Check Amount
10/26	10/20/2026	8	TRANSFER FUNDS FOR PATIENT REFUNDS - SEPTEMBER 2026	N/A	5,725.86
10/26	10/9/2026	100926008	L.N. CURTIS & SONS	Multiple	4,981.84
10/26	10/16/2026	101626016	LHM CHRYSLER JEEP DODGE RAM	641979	4,871.92
10/26	10/15/2026	89655	ANDERSON PSOMAS	2020598	4,350.00
10/26	10/9/2026	100926101	FIDELITY SECURITY LIFE INSURANCE CO	167545299	4,298.57
10/26	10/2/2026	100226001	APA BENEFITS INC	Multiple	4,178.35
10/26	10/30/2026	103026001	APA BENEFITS INC	Multiple	4,178.35
10/26	10/1/2026	89626	FLIPNODE LLC	INV-298137	4,092.20
10/26	10/15/2026	89657	FILTER TECHNOLOGIES, INC.	Multiple	4,034.14
10/26	10/16/2026	101626006	FASTEST LABS SALT LAKE	5311	3,993.00
10/26	10/9/2026	100926002	COMPUNET INC	339423	3,978.56
10/26	10/2/2026	100226004	COMPUNET INC	336313	3,627.48
10/26	10/8/2026	89644	ROCKY MTN POWER	Multiple	3,530.06
10/26	10/16/2026	101626008	GRAHAM FIRE APPARATUS SALES SERVICE	Multiple	3,317.84
10/26	10/16/2026	101626020	PARKLAND USA CORPORATION	Multiple	3,239.12
10/26	10/9/2026	100926016	SYRINGA NETWORKS LLC	SMI-010453	3,156.00
10/26	10/16/2026	101626026	SYRINGA NETWORKS LLC	SMI-011586	3,156.00
10/26	10/8/2026	2	GARNISHMENT 10/10/26 PAYROLL	N/A	3,146.36
10/26	10/9/2026	100926010	LES OLSON COMPANY	Multiple	2,934.98
10/26	10/1/2026	89629	SALT LAKE COUNTY FLEET	7/31/26 MIDVALE FUEL	2,932.88
10/26	10/30/2026	103026016	SERVICEMASTER OF SALT LAKE	140569	2,856.15
10/26	10/22/2026	5	GARNISHMENT 10/25/26 PAYROLL	N/A	2,834.79
10/26	10/29/2026	89680	EMIGRATION IMPROVEMENT DIST	Multiple	2,809.39
10/26	10/29/2026	89684	OXYGEN UTAH LLC	31167	2,743.79
10/26	10/2/2026	100226018	LARRY H. MILLER FORD	Multiple	2,699.58
10/26	10/9/2026	100926004	DISCOUNTCELL LLC	INV-00002995	2,684.86
10/26	10/14/2026	101426201	ACE RECYCLING & DISPOSAL	1527687	2,618.13
10/26	10/8/2026	100826102	SELECTHEALTH	2.626E+11	2,618.10
10/26	10/2/2026	100226003	BRADY INDUSTRIES OF UTAH LLC	Multiple	2,520.96
10/26	10/23/2026	102326005	GALLAGHER BENEFIT SERVICES, INC	384130	2,500.00
10/26	10/14/2026	101426203	EAGLE MOUNTAIN CITY	Multiple	2,472.23
10/26	10/1/2026	89636	PUBLIC EMPLOYEES LT DISABILITY	09252026	2,440.26
10/26	10/21/2026	102126201	ENBRIDGE GAS	Multiple	2,382.59
10/26	10/29/2026	89692	PUBLIC EMPLOYEES LT DISABILITY	10232026	2,329.44
10/26	10/30/2026	103026021	TIRE WORLD	184011	2,321.88
10/26	10/15/2026	89661	STRYKER SALES LLC	9213742613	2,262.77
10/26	10/9/2026	100926001	BLOMQUIST HALE EMPLOYEE ASSISTANCE	OCT26-4093	2,230.00
10/26	10/22/2026	89665	INFOARMOR	46295	2,142.10
10/26	10/29/2026	89694	FIREFIGHTERS CREDIT UNION	10232026TV	2,083.00
10/26	10/1/2026	89633	FIREFIGHTERS CREDIT UNION	09252026TV	2,076.00
10/26	10/8/2026	89654	FIREFIGHTERS CREDIT UNION	10092026TV	2,060.00
10/26	10/14/2026	101426204	JORDAN VALLEY WATER CONS. DIST	Multiple	1,999.17
10/26	10/30/2026	103026003	FASTENAL COMPANY	Multiple	1,831.78
10/26	10/30/2026	103026008	HENRY SCHEIN INC.	63362984	1,774.08
10/26	10/2/2026	100226005	CRAWFORD DOOR SALES	Multiple	1,772.00
10/26	10/23/2026	102326004	EPICOR SOFTWARE CORPORATION	SFIV100-13322687	1,745.63
10/26	10/29/2026	89689	FIREFIGHTERS CREDIT UNION	10232026	1,705.00
10/26	10/1/2026	89638	FIREFIGHTERS CREDIT UNION	09252026SF	1,695.00
10/26	10/8/2026	89650	FIREFIGHTERS CREDIT UNION	10092026SF	1,682.00
10/26	10/16/2026	101626012	INVICTUS COUNSELING SUPPORT SERVICE	Multiple	1,620.00
10/26	10/16/2026	101626004	CRAWFORD DOOR SALES	59442	1,593.07
10/26	10/9/2026	100926006	INTERSTATE BILLING SERVICE INC	3047878230	1,591.77
10/26	10/9/2026	100926013	PROFESSIONAL SALES & SERVICE LC	35909	1,572.43
10/26	10/7/2026	5	RECORD MERCHANT FEE - SEPTEMBER 2026	N/A	1,511.93
10/26	10/2/2026	100226023	SMITH, ANDREW	46266	1,475.00
10/26	10/13/2026	6	RECORD CLIENT ANALYSIS FEE FOR UFA & UFSA FOR SEPTEMBER 2026	N/A	1,460.20

Note 1: This is a pooled cash account - disbursements listed include those for UFA's Wildland Enterprise fund
Note 2: Payroll totals are for all UFA funds, not just General Fund

UNIFIED FIRE AUTHORITY
CASH DISBURSEMENTS - GENERAL FUND POOLED CHECKING
OCTOBER 2026

GL Period	Check Date	Ref#	Vendor Name	Invoice#	Check Amount
10/26	10/2/2026	100226022	SALMON MECHANICAL LLC	016503	1,377.40
10/26	10/30/2026	103026009	INVICTUS COUNSELING SUPPORT SERVICE	Multiple	1,365.00
10/26	10/14/2026	101426205	SALT LAKE CITY PUBLIC UTILITIES	W-#110 9/26	1,314.29
10/26	10/29/2026	89686	UTAH COMMUNICATIONS AUTHORITY	INV-6478	1,187.54
10/26	10/16/2026	101626010	HUSKIEZ LANDSCAPING INC	M20984	1,177.98
10/26	10/7/2026	100726203	CITY OF WEST JORDAN	Multiple	1,039.74
10/26	10/2/2026	100226027	TIRE WORLD	Multiple	1,031.70
10/26	10/2/2026	100226028	UKG KRONOS SYSTEMS LLC	I10010099071	1,011.84
10/26	10/16/2026	101626023	ROB SCHMIDT BODY & PAINT INC.	RS20911	1,000.00
10/26	10/9/2026	100926009	LARRY H. MILLER FORD	767440	975.58
10/26	10/2/2026	100226026	SYMBOL ARTS LLC	Multiple	975.00
10/26	10/14/2026	101426206	TAYLORSVILLE-BENNION IMPR DIST	Multiple	947.40
10/26	10/9/2026	100926003	CRAWFORD DOOR SALES	59488	942.60
10/26	10/21/2026	102126204	RIVERTON CITY CORPORATION	Multiple	925.73
10/26	10/2/2026	100226016	JAN-PRO OF UTAH	364370	921.00
10/26	10/30/2026	103026010	JAN-PRO OF UTAH	365215	921.00
10/26	10/8/2026	89646	STATEFIRE DC SPECIALTIES LLC	12699817	918.54
10/26	10/23/2026	102326006	HENRY SCHEIN INC.	62681563	900.09
10/26	10/8/2026	89648	TRI STATE DISTRIBUTORS INC	6000/70010051	900.00
10/26	10/7/2026	100726207	KEARNS IMPROVEMENT DISTRICT	Multiple	874.69
10/26	10/30/2026	103026017	SPEED'S POWER EQUIPMENT	Multiple	873.67
10/26	10/16/2026	101626030	UTAH CENTER FOR EVIDENCE BASED TREATMENT	46302	870.00
10/26	10/30/2026	103026015	MOTOROLA SOLUTIONS INC	Multiple	862.00
10/26	10/1/2026	89628	PREMIER VEHICLE INSTALLATION	51567	860.00
10/26	10/30/2026	103026022	UKG KRONOS SYSTEMS LLC	I10010104198	846.92
10/26	10/7/2026	100726208	MAGNA WATER DISTRICT	Multiple	819.35
10/26	10/29/2026	89681	FITNESS MACHINE TECHNICIANS	Multiple	817.50
10/26	10/5/2026	3	RECORD PAYMENTECH FEE - SEPTEMBER 2026	N/A	767.89
10/26	10/21/2026	102126202	HERRIMAN CITY	Multiple	760.62
10/26	10/7/2026	100726205	HOLLIDAY WATER COMPANY	W-#104 9/26	719.35
10/26	10/1/2026	89623	CONDER ENGINEERING LLC	1874	705.00
10/26	10/21/2026	102126205	SALT LAKE CITY PUBLIC UTILITIES	Multiple	686.59
10/26	10/30/2026	103026018	STRATEGIC COMMUNICATIONS SOLUTIONS	26-2805	624.20
10/26	10/16/2026	101626007	FLEETPRIDE HEAVY DUTY PARTS & SERVICE	Multiple	619.63
10/26	10/2/2026	100226024	SPEED'S POWER EQUIPMENT	151029	602.95
10/26	10/8/2026	89643	PROTECTION CONSULTANTS INC	35628	600.00
10/26	10/2/2026	100226025	SUNCREST COUNSELING P.C.	Multiple	600.00
10/26	10/2/2026	100226009	FASTENAL COMPANY	UTWES90722	575.79
10/26	10/30/2026	103026005	GENERATION SYSTEMS INC	Multiple	570.00
10/26	10/15/2026	89663	WASATCH FRONT WASTE RECYCLE DIST	SAN-FIRE 9/26	508.68
10/26	10/16/2026	101626021	POWERED CONTROL SYSTEMS INC	INV 26-1489	504.00
10/26	10/23/2026	102326007	HONEY BUCKET	0555849032	483.78
10/26	10/21/2026	102126203	MIDVALE CITY CORPORATION	Multiple	479.17
10/26	10/28/2026	102826202	MIDVALE CITY CORPORATION	Multiple	473.55
10/26	10/16/2026	101626022	PROFESSIONAL SALES & SERVICE LC	36904	462.50
10/26	10/2/2026	100226013	HONEY BUCKET	0555795415	462.00
10/26	10/30/2026	103026019	SUNCREST COUNSELING P.C.	Multiple	450.00
10/26	10/1/2026	89630	TRI STATE DISTRIBUTORS INC	6000/70009961	400.00
10/26	10/30/2026	103026020	SYMMETRY COUNSELING LLC	1005	400.00
10/26	10/30/2026	103026007	GRAHAM FIRE APPARATUS SALES SERVICE	2112	396.87
10/26	10/1/2026	89631	UTAH BROADBAND	301640	390.00
10/26	10/15/2026	89656	BOUND TREE MEDICAL LLC	Multiple	388.50
10/26	10/30/2026	103026013	LHM CHRYSLER JEEP DODGE RAM	Multiple	383.09
10/26	10/7/2026	100726211	SALT LAKE CITY PUBLIC UTILITIES	Multiple	378.83
10/26	10/16/2026	101626009	HIRERIGHT LLC	G4435075	371.60
10/26	10/15/2026	89659	JERRY SEINER	Multiple	364.01

Note 1: This is a pooled cash account - disbursements listed include those for UFA's Wildland Enterprise fund
Note 2: Payroll totals are for all UFA funds, not just General Fund

UNIFIED FIRE AUTHORITY
CASH DISBURSEMENTS - GENERAL FUND POOLED CHECKING
OCTOBER 2026

GL Period	Check Date	Ref#	Vendor Name	Invoice#	Check Amount
10/26	10/30/2026	103026012	LARRY H. MILLER FORD	Multiple	363.56
10/26	10/9/2026	100926011	MCGEE'S STAMP & TROPHY CO	INV183123	350.00
10/26	10/29/2026	89682	KOH MECHANICAL CONTRACTORS INC	6517	349.00
10/26	10/2/2026	100226007	EMS SURVEY TEAM	6515	343.75
10/26	10/6/2026	4	RECORD XPRESS BILL PAY FEE FOR UFA & UFSA SEPTEMBER 2026	N/A	333.24
10/26	10/9/2026	100926012	MOUNTAIN ALARM	9117849	301.56
10/26	10/2/2026	100226029	WATER SPECIALTIES INC	Multiple	300.30
10/26	10/15/2026	89660	ROOTED THERAPY	Multiple	300.00
10/26	10/16/2026	101626025	SUNCREST COUNSELING P.C.	Multiple	300.00
10/26	10/30/2026	103026014	MEANING TO LIVE	Multiple	280.00
10/26	10/9/2026	100926005	GOLD CUP SERVICES	Multiple	263.38
10/26	10/7/2026	100726206	JORDAN BASIN IMPROVEMENT DISTRICT	Multiple	250.08
10/26	10/7/2026	100726210	MT. OLYMPUS IMPROVEMENT DISTRICT	S-#106 11/26	240.00
10/26	10/28/2026	102826204	AIRGAS USA, LLC	Multiple	220.50
10/26	10/1/2026	89637	SALT LAKE VALLEY LAW ENFORCE ASSOC	09252026	209.00
10/26	10/8/2026	89653	SALT LAKE VALLEY LAW ENFORCE ASSOC	10092026	209.00
10/26	10/29/2026	89693	SALT LAKE VALLEY LAW ENFORCE ASSOC	10232026	209.00
10/26	10/9/2026	100926018	TRILOGY MEDWASTE WEST LLC	2021974	203.95
10/26	10/2/2026	100226015	INVICTUS COUNSELING SUPPORT SERVICE	1608	202.50
10/26	10/9/2026	100926007	INVICTUS COUNSELING SUPPORT SERVICE	1609	202.50
10/26	10/16/2026	101626002	BESTSHRED LLC	6163092226	202.00
10/26	10/16/2026	101626024	SPEED'S POWER EQUIPMENT	152753	201.22
10/26	10/22/2026	89667	UTAH BROADBAND	308299	199.00
10/26	10/29/2026	89685	TNT PEST CONTROL	Multiple	190.00
10/26	10/16/2026	101626014	LARRY H. MILLER FORD	765093	154.00
10/26	10/9/2026	100926015	SUNCREST COUNSELING P.C.	09212026AL	150.00
10/26	10/5/2026	1	RECORD AMERICAN EXPRESS FEE SEPTEMBER 2026	N/A	147.84
10/26	10/7/2026	100726204	COTTONWOOD IMPROVEMENT DISTRICT	S-#110 12/26	144.00
10/26	10/2/2026	100226020	MEANING TO LIVE	3126092426	140.00
10/26	10/16/2026	101626018	MEANING TO LIVE	3126100626	140.00
10/26	10/1/2026	89624	FIRST RESPONDERS FIRST	UFA-21	135.00
10/26	10/23/2026	102326008	LARRY H. MILLER FORD	Multiple	135.00
10/26	10/28/2026	102826203	SALT LAKE CITY PUBLIC UTILITIES	W-#106 10/26 FS	130.25
10/26	10/1/2026	89625	FITNESS MACHINE TECHNICIANS	I40701900	125.00
10/26	10/8/2026	89639	EAGLE EYE PROMOTIONS	85324	124.22
10/26	10/16/2026	101626003	COPPERTON IMPROVEMENT DISTRICT	W-#115 9/26	120.00
10/26	10/16/2026	101626011	INTERSTATE BILLING SERVICE INC	3048019759	120.00
10/26	10/7/2026	100726202	CITY OF SOUTH SALT LAKE	W-ECC(F) 9/26	95.70
10/26	10/14/2026	101426202	AIRGAS USA, LLC	9175269455	77.11
10/26	10/13/2026	7	RECORD INTELLIPAY FEE FOR SEPTEMBER 2026	N/A	75.35
10/26	10/2/2026	100226019	LGG INDUSTRIAL INC	WV368547	72.16
10/26	10/30/2026	103026004	FLEETPRIDE HEAVY DUTY PARTS & SERVICE	138273406	68.63
10/26	10/16/2026	101626015	LGG INDUSTRIAL INC	WV369301	61.97
10/26	10/7/2026	100726209	MIDVALLEY IMPROVEMENT DISTRICT	S-#126 10/26	50.96
10/26	10/22/2026	89668	UTAH STATE TAX COMMISSION	46295	43.85
10/26	10/9/2026	100926017	TIRE WORLD	183468	33.50
10/26	10/9/2026	100926014	SNOWBIRD RESORT LLC	2BY5Y7-C93026	30.00
10/26	10/22/2026	89669	WASATCH FRONT WASTE RECYCLE DIST	SAN-#112TEMP 9/26	26.00
10/26	10/9/2026	100926102	FIDELITY SECURITY LIFE INSURANCE CO	167530151	23.74
10/26	10/1/2026	89635	MOUNTAIN AMERICA CREDIT UNION	09252026	21.00
10/26	10/8/2026	89652	MOUNTAIN AMERICA CREDIT UNION	10092026PFF	21.00
10/26	10/29/2026	89691	MOUNTAIN AMERICA CREDIT UNION	10232026	21.00
10/26	10/7/2026	100726201	AIRGAS USA, LLC	9175520193	14.51
10/26	10/2/2026	2	RECORD US MERCHANT FEE - SEPTEMBER 2026	N/A	1.05
					$ 9,507,129.04

Note 1: This is a pooled cash account - disbursements listed include those for UFA's Wildland Enterprise fund
Note 2: Payroll totals are for all UFA funds, not just General Fund

UNIFIED FIRE AUTHORITY
CASH DISBURSEMENTS - EMERGENCY MANAGEMENT CHECKING
OCTOBER 2026

GL Period	Check Date	Ref#	Vendor Name	Invoice#	Check Amount
10/26	10/30/2026	2	FUNDS TRANSFER FROM EM TO FIRE - 10/23/26 PAYROLL	N/A	$ 75,198.71
10/26	10/23/2026	3	FUNDS TRANSFER FROM EM TO FIRE - 10/10/26 PAYROLL	N/A	74,840.38
10/26	10/20/2026	1	FUNDS TRANSFER FROM EM TO FIRE - AUGUST 2026 PCARDS	N/A	9,004.31
10/26	10/22/2026	8234	ROCKY MTN POWER	E-ECC(EM) 9/26	4,835.37
10/26	10/29/2026	4	FUNDS TRANSFER FROM EM TO FIRE - SEPTEMBER 2026 PCARDS	N/A	2,619.07
10/26	10/30/2026	103026023	SERVICEMASTER OF SALT LAKE	140569	2,336.85
10/26	10/9/2026	100926024	DISCOUNTCELL LLC	INV-00002995	2,196.71
10/26	10/8/2026	8233	FUEL NETWORK	F2702E01004	1,477.58
10/26	10/14/2026	101426208	JORDAN VALLEY WATER CONS. DIST	Multiple	1,445.76
10/26	10/2/2026	100226032	LES OLSON COMPANY	EA1739889	1,270.33
10/26	10/9/2026	100926026	SYRINGA NETWORKS LLC	SMI-010453	1,175.00
10/26	10/16/2026	101626035	SYRINGA NETWORKS LLC	SMI-011586	1,175.00
10/26	10/16/2026	101626034	HUSKIEZ LANDSCAPING INC	M20984	963.81
10/26	10/9/2026	100926021	BRADY INDUSTRIES OF UTAH LLC	12230428	607.95
10/26	10/21/2026	102126206	ENBRIDGE GAS	G-ECC(EM) 9/26	562.70
10/26	10/23/2026	102326010	CULLIGAN QUENCH	Multiple	534.78
10/26	10/9/2026	100926022	COMPUNET INC	339423	317.24
10/26	10/2/2026	100226031	COMPUNET INC	336313	288.42
10/26	10/9/2026	100926025	GOLD CUP SERVICES	Multiple	260.49
10/26	10/16/2026	101626033	BESTSHRED LLC	6163092226	108.00
10/26	10/9/2026	100926023	CULLIGAN QUENCH	INV11588799	105.00
10/26	10/14/2026	101426207	ACE RECYCLING & DISPOSAL	1527687	80.97
10/26	10/7/2026	100726212	CITY OF SOUTH SALT LAKE	W-ECC(EM) 9/26	78.30
10/26	10/8/2026	8232	EAGLE EYE PROMOTIONS	85324	46.08
10/26	10/2/2026	100226030	APA BENEFITS INC (HRA CLAIMS)	TRUST-000940	34.21
					$ 181,563.02

UNIFIED FIRE AUTHORITY
CASH DISBURSEMENTS - FIRE CAPITAL REPLACEMENT FUND
OCTOBER 2026

GL Period	Check Date	Ref#	Vendor Name	Invoice#	Check Amount
10/26	10/28/2026	102826201	J.P. MORGAN EQUIPMENT FINANCE	47415	$ 3,007,152.56
10/26	10/5/2026	100526201	BANC OF AMERICA PUBLIC CAPITAL CORP	R46248	1,583,543.66
10/26	10/25/2026	102526201	J.P. MORGAN EQUIPMENT FINANCE	47282	1,211,483.91
10/26	10/1/2026	89627	NATIONAL AUTO FLEET GROUP	Multiple	199,946.00
10/26	10/8/2026	89647	TRAILER SOURCE INC	307992	16,540.00
					$ 6,018,666.13

Note 1: Bank of America escrow funds funded in October 2021; disbursements began 11/2021 and completed 01/2024
Note 2: JP Morgan escrow funds funded October 2022; disbursements began 12/2022
X:\Board Docs\2026-10 Disbursements.xlsx\55

September Pcard Charges Paid in October	Fund			
Account Title	10-Fire	20-Wildland	40-EM	Grand Total
AWARDS & BANQUET	$ 601	$ 1,207		$ 1,808
BEDDING & LINEN	$ 528			$ 528
BOOKS & PUBLICATIONS	$ 102			$ 102
CANINE EXPENSES	$ 33			$ 33
CLOTHING PROVISIONS	$ 670	$ 7,600		$ 8,270
COMMUNICATION EQUIP. NONCAP	$ 5,612			$ 5,612
COMPUTER COMPONENTS <5000	$ 555			$ 555
COMPUTER LINES	$ 2,277			$ 2,277
COMPUTER SOFTWARE SUBSCRIPTION	$ 1,374		$ 153	$ 1,528
EDUCATION, TRAINING & CERT	$ 20,817		$ 368	$ 21,185
EMPLOYEE REIMBURSEMENT TO UFA	$ 60			$ 60
FOOD PROVISIONS	$ 3,150		$ 129	$ 3,279
GASOLINE, DIESEL, OIL & GREASE	$ 28	$ 467		$ 494
HOSTING SERVICES	$ 225			$ 225
IDENTIFICATION SUPPLIES	$ 326			$ 326
JANITORIAL SUPP. & SERV.	$ 5,470	$ 8		$ 5,479
MAINTENANCE OF BLDGS & GROUNDS	$ 5,697	$ 40		$ 5,737
MAINTENANCE OF MACH & EQUIP	$ 1,630	$ 578		$ 2,208
MAINTENANCE OF OFFICE EQUIP	$ 848			$ 848
MAINTENANCE OF SOFTWARE	$ 3,303			$ 3,303
MEMBERSHIPS & SUBSCRIPTIONS	$ 360	$ 160	$ 372	$ 892
OFFICE SUPPLIES	$ 2,274			$ 2,274
POSTAGE	$ 16	$ 186		$ 202
PRINTING CHARGES	$ 152			$ 152
PROFESSIONAL FEES	$ 704		$ 100	$ 804
REIMBURSEMENTS TO UFA	$ 1,886			$ 1,886
SMALL EQUIP NONCAP	$ 9,422	$ 1,408	$ 402	$ 11,232
SUBSCRIPTIONS & MEMBERSHIPS	$ 1,500			$ 1,500
TELEPHONE	$ 1,664	$ 369		$ 2,034
TELEPHONE- CELLULAR	$ 11,656		$ 1,037	$ 12,693
TRAINING SUPPLIES	$ 1,384			$ 1,384
TRAVEL & TRANSPORTATION	$ 14,680	$ 50,820		$ 65,500
VEHICLE MAINTENANCE	$ 1,298	$ 6,180	$ 58	$ 7,537
Grand Total	**$ 100,301**	**$ 69,023**	**$ 2,619**	**$ 171,944**

UNIFIED FIRE AUTHORITY
REVENUES AND EXPENDITURES - FIRE GENERAL FUND
AS OF SEPTEMBER 30, 2026

FIRE REVENUES	Total	Budget	Unearned	% of Budget
Cottonwood Heights	$ 1,273,605	$ 5,094,437	$ 3,820,832	25.0
Unified Fire Service Area	15,248,282	60,993,124	45,744,842	25.0
Herriman	1,472,677	5,890,700	4,418,024	25.0
Holladay	816,883	3,267,530	2,450,647	25.0
Riverton	1,693,169	6,772,670	5,079,501	25.0
MIDA contract	-	62,186	62,186	0.0
MEMBER FEES & SERVICE CONTRACTS	20,504,615	82,080,647	61,576,032	25.0
Ambulance service fees	2,199,476	13,700,000	11,500,524	16.1
Collections revenues	109,280	630,000	520,720	17.3
AMBULANCE OPERATIONS	2,308,756	14,330,000	12,021,244	16.1
SL County canyon recreation area contribution	1,251,660	2,002,656	750,996	62.5
Fire and medical report fees	1,760	6,000	4,240	29.3
Hazmat & tank permit fees	97,930	370,000	272,070	26.5
Firewatch	4,080	9,000	4,920	45.3
Fireworks permit fees	705	6,000	5,295	11.8
Wildland reimbursements	26,758	-	(26,758)	0.0
CPR class fees	-	5,000	5,000	0.0
EMT school fees	6,200	43,500	37,300	14.3
Event billings - Information Outreach	-	6,000	6,000	0.0
Event billings - Special Enforcement	-	9,055	9,055	0.0
OTHER FEES	1,389,093	2,457,211	1,068,118	56.5
UFSA management fees	-	399,785	399,785	0.0
Miscellaneous intergovernmental	20,063	155,397	135,334	12.9
Municipal EM planner reimbursement	89,849	266,278	176,429	33.7
INTERGOVERNMENTAL REVENUES	109,911	821,460	711,549	13.4
State grants	-	-	-	0.0
Federal grants	-	10,000	10,000	0.0
EMS per capita grant	-	8,850	8,850	0.0
Donations	523	-	(523)	0.0
GRANTS AND DONATIONS	523	18,850	18,327	2.8
Interest income	308,323	830,000	521,677	37.1
Sale of materials	60	5,000	4,940	1.2
Rental income	23,724	94,896	71,172	25.0
Equipment rental income	-	-	-	0.0
USAR reimbursements	1,743	974,772	973,029	0.2
USAR reimbursements - deployments	-	-	-	0.0
Insurance reimbursements	-	-	-	0.0
Miscellaneous revenues	4,074	13,550	9,476	30.1
Warranty reimbursements	-	-	-	0.0
MISCELLANEOUS INCOME	337,924	1,918,218	1,580,294	17.6
Transfer from Emergency Services fund	-	168,692	168,692	0.0
Appropriation of fund balance	-	4,551,582	4,551,582	0.0
OTHER FINANCING SOURCES	-	4,720,274	4,720,274	0.0
TOTAL FIRE REVENUES	**$ 24,650,821**	**$ 106,346,660**	**$ 81,695,839**	**23.2**

Note: Balances include payroll through 10/10/26 and pcards through 9/30/26.

UNIFIED FIRE AUTHORITY
REVENUES AND EXPENDITURES - FIRE GENERAL FUND
AS OF SEPTEMBER 30, 2026

FIRE EXPENDITURES	Actual	Encumbrance	Total	Budget	Unexpended	% of Budget
Salaries & wages	13,176,025	-	13,176,025	56,383,123	43,207,098	23.4
Overtime	2,149,421	-	2,149,421	5,219,253	3,069,832	41.2
Benefits	5,462,295	909	5,463,204	21,993,751	16,530,547	24.8
SALARIES & BENEFITS	$ 20,787,741	$ 909	$ 20,788,650	$ 83,596,127	$ 62,807,477	24.9
Art & photo services	-	-	-	1,000	1,000	0.0
Awards & banquet	1,229	10,000	11,229	52,000	40,771	21.6
Bank fees	3,707	-	3,707	24,760	21,053	15.0
Community outreach	946	-	946	2,500	1,554	37.8
Honor guard & pipe band	640	672	1,312	7,000	5,688	18.7
Identification supplies	(489)	26,815	26,326	28,500	2,174	92.4
Office supplies	8,916	-	8,916	23,750	14,834	37.5
Postage	437	-	437	7,300	6,863	6.0
Printing charges	3,952	-	3,952	12,100	8,148	32.7
Subscriptions & memberships	4,172	2,460	6,632	39,905	33,273	16.6
GENERAL & ADMINISTRATIVE	$ 23,510	$ 39,947	$ 63,457	$ 198,815	$ 135,358	31.9
Bedding & linen	983	-	983	8,000	7,017	12.3
Books, publications & subscriptions	4,662	-	4,662	44,744	40,082	10.4
Clothing provisions	(55,538)	308,569	253,031	634,358	381,327	39.9
Dining & kitchen supplies	3,149	-	3,149	7,500	4,351	42.0
Emergency activations & non-USAR deployments	5,434	-	5,434	-	(5,434)	0.0
Food provisions	10,283	1,656	11,939	66,070	54,131	18.1
Gasoline, diesel, oil & grease	79,404	511,021	590,425	664,000	73,575	88.9
Janitorial supplies and service	42,093	25,165	67,258	118,500	51,242	56.8
Medical supplies	130,446	274,130	404,576	652,000	247,424	62.1
Physical exams	31,378	235,833	267,211	282,851	15,640	94.5
Training supplies	1,519	-	1,519	46,500	44,981	3.3
Canine expenses	674	3,000	3,674	5,000	1,326	73.5
Expenses to be reimbursed by related organization(s)	8,879	13,542	22,421	51,400	28,979	43.6
OPERATING COSTS	$ 263,366	$ 1,372,916	$ 1,636,282	$ 2,580,923	$ 944,641	63.4
Liability insurance & claims	821,811	58,189	880,000	880,000	-	100.0
Ambulance - State Medicaid assessment	-	690,000	690,000	690,000	-	100.0
Dispatch service contract	628,883	679,797	1,308,680	1,300,958	(7,722)	100.6
CONTRACTUAL COSTS	$ 1,450,694	$ 1,427,986	$ 2,878,680	$ 2,870,958	$ (7,722)	100.3
Auditor	-	12,750	12,750	12,750	-	100.0
Contract hauling	-	-	-	2,000	2,000	0.0
Intergovernmental expenditures	-	-	-	5,400	5,400	0.0
Professional fees	73,627	395,281	468,908	709,714	240,806	66.1
Ambulance service fees	45,185	467,978	513,163	610,000	96,837	84.1
PROFESSIONAL SERVICES	$ 118,812	$ 876,009	$ 994,821	$ 1,339,864	$ 345,043	74.2
GRANT PURCHASES	$ -	$ -	$ -	$ 18,850	$ 18,850	0.0
Miscellaneous rental	2,826	20,773	23,599	35,830	12,231	65.9
Rent of buildings	45,732	137,196	182,928	182,928	-	100.0
RENT	$ 48,558	$ 157,969	$ 206,527	$ 218,758	$ 12,231	94.4
Maintenance of machinery & equipment	25,212	113,494	138,706	201,350	62,644	68.9
Maintenance of buildings & grounds	44,633	55,839	100,472	254,850	154,378	39.4
Maintenance of office equipment	2,026	8,422	10,448	17,500	7,052	59.7
Software maintenance	43,238	7,817	51,055	79,461	28,406	64.3
Vehicle maintenance	124,247	300,070	424,317	945,700	521,383	44.9
Vehicle repairs - accident related	845	8,500	9,345	30,000	20,655	31.2
REPAIR & MAINTENANCE	$ 240,201	$ 494,142	$ 734,343	$ 1,528,861	$ 794,518	48.0

Note: Balances include payroll through 10/10/26 and pcards through 9/30/26.

UNIFIED FIRE AUTHORITY
REVENUES AND EXPENDITURES - FIRE GENERAL FUND
AS OF SEPTEMBER 30, 2026

FIRE EXPENDITURES (Continued)	Actual	Encumbrance	Total	Budget	Unexpended	% of Budget
Communications equipment	21,534	25,033	46,567	109,000	62,433	42.7
Computer equipment	8,374	34,375	42,749	119,000	76,251	35.9
Computer software & software subscriptions	613,007	372,295	985,302	1,382,805	397,503	71.3
Small equipment noncapital	(70,907)	221,525	150,618	411,823	261,205	36.6
Small equipment - photography	-	-	-	525	525	0.0
Visual & audio aids	-	-	-	2,000	2,000	0.0
SOFTWARE & EQUIPMENT	$ 572,008	$ 653,228	$ 1,225,236	$ 2,025,153	$ 799,917	60.5
Education, training & certifications	114,826	83,471	198,297	343,193	144,896	57.8
Travel & transportation	27,288	-	27,288	150,000	122,712	18.2
Mileage reimbursement	-	-	-	2,400	2,400	0.0
TRAINING & TRAVEL	$ 142,114	$ 83,471	$ 225,585	$ 495,593	$ 270,008	45.5
Computer lines	79,171	31,560	110,731	338,000	227,269	32.8
Heat & fuel	3,810	-	3,810	213,550	209,740	1.8
Light & power	70,755	-	70,755	373,000	302,245	19.0
Sanitation	8,565	-	8,565	42,000	33,435	20.4
Telephone	3,618	-	3,618	32,250	28,632	11.2
Telephone - cellular	22,883	-	22,883	216,040	193,157	10.6
Water & sewer	33,057	-	33,057	136,000	102,943	24.3
UTILITIES	$ 221,859	$ 31,560	$ 253,419	$ 1,350,840	$ 1,097,421	18.8
Capital outlay	(106,155)	106,155	-	97,555	97,555	0.0
Principal payment on related party note payable	989,365	-	989,365	989,365	-	100.0
Interest expense	3,298	-	3,298	3,298	-	100.0
CAPITAL OUTLAY & LONG-TERM DEBT	$ 886,508	$ 106,155	$ 992,663	$ 1,090,218	$ 97,555	91.1
TRANSFER TO FIRE CAPITAL REPLACEMENT FUND	-	-	-	8,531,700	8,531,700	0.0
TRANSFER TO EM VEHICLE REPLACEMENT FUND	-	-	-	-	-	0.0
TRANSFER TO WILDLAND	-	-	-	500,000	500,000	0.0
FUND TRANSFERS & CONTRIBUTIONS	$ -	$ -	$ -	$ 9,031,700	$ 9,031,700	0.0
TOTAL FIRE EXPENDITURES	**$ 24,755,371**	**$ 5,244,292**	**$ 29,999,663**	**$ 106,346,660**	**$ 76,346,997**	**28.2**
REVENUES OVER/(UNDER) EXPENDITURES	**$ (104,550)**		**$ (5,348,842)**	**$ -**		

Note: Balances include payroll through 10/10/26 and pcards through 9/30/26.

UNIFIED FIRE AUTHORITY
REVENUES AND EXPENDITURES - WILDLAND ENTERPRISE FUND
AS OF SEPTEMBER 30, 2026

WILDLAND REVENUES	Total	Budget	Unearned	% of Budget
Wildland reimbursements - Hand crew	1,007,661	2,500,000	1,492,339	40.3
Wildland reimbursements - Engine 302	118,870	350,000	231,130	34.0
Wildland reimbursements - Engine 301	570,853	350,000	(220,853)	163.1
Wildland reimbursements - Single resource	751,330	600,000	(151,330)	125.2
Wildland reimbursements - Fuels crew	23,990	45,000	21,010	53.3
Wildland reimbursements - REMS	-	-	-	0.0
Wildland reimbursements - Camp Williams	143,225	65,000	(78,225)	220.3
Camp Williams contract	244,358	749,189	504,831	32.6
State grants	-	-	-	0.0
Federal grants	-	-	-	0.0
Transfer from General Fund	-	500,000	500,000	0.0
Sale of materials	7,050	-	(7,050)	0.0
Appropriation of net assets	-	-	-	0.0
Interest (net of service charges)	-	-	-	0.0
Disposal of Capital Assets	-	-	-	0.0
Proceeds from Long-Term Debt	-	-	-	0.0
TOTAL WILDLAND REVENUES	**$ 2,867,337**	**$ 5,159,189**	**$ 2,291,852**	**55.6**

WILDLAND EXPENSES	Actual	Encumbrance	Total	Budget	Unexpended	% of Budget
Salaries & benefits	2,535,721	-	2,535,721	4,431,533	1,895,812	57.2
Awards	1,207	-	1,207	5,750	4,543	21.0
Books, publications & subscriptions	-	-	-	350	350	0.0
Capital outlay	(1,095,046)	1,078,668	(16,378)	-	16,378	0.0
Clothing provisions	7,780	-	7,780	23,800	16,020	32.7
Communication equipment	-	24,982	24,982	25,000	18	99.9
Capital lease payments	-	-	-	51,241	51,241	0.0
Computer equipment	-	-	-	3,200	3,200	0.0
Computer lines	1,555	-	1,555	6,900	5,345	22.5
Computer software	536	1,133	1,669	7,425	5,756	22.5
Education, training & certifications	-	-	-	4,300	4,300	0.0
Food provisions	-	-	-	1,500	1,500	0.0
Gasoline, diesel, oil & grease	15,259	43,502	58,761	62,000	3,239	94.8
Heat & fuel	40	-	40	1,500	1,460	2.7
Interest expense	-	-	-	15,843	15,843	0.0
Janitorial supplies and service	8	-	8	100	92	8.0
Light & power	456	-	456	2,400	1,944	19.0
Maintenance of machinery & equipment	1,640	-	1,640	4,500	2,860	36.4
Maintenance of buildings	183	-	183	300	117	61.0
Maintenance of office equipment	16	734	750	950	200	78.9
Medical supplies	-	-	-	2,900	2,900	0.0
Miscellaneous rental	9,481	25,030	34,511	75,000	40,489	46.0
Office supplies	122	-	122	1,800	1,678	6.8
Professional fees	-	-	-	450	450	0.0
Postage	186	-	186	200	14	93.0
Physical exams	-	-	-	1,750	1,750	0.0
Sanitation	74	-	74	400	326	18.5
Small equipment	8,575	24,852	33,427	33,500	73	99.8
Telephone services	738	-	738	6,000	5,262	12.3
Travel & transportation	152,679	-	152,679	272,000	119,321	56.1
Vehicle maintenance	50,761	36,763	87,524	68,600	(18,924)	127.6
Water & sewer	159	-	159	950	791	16.7
Contribution to Fund Balance	-	-	-	47,047	47,047	0.0
TOTAL WILDLAND EXPENSES	**$1,692,290**	**$ 1,235,664**	**$ 2,927,954**	**$5,159,189**	**$ 2,231,235**	**56.8**
REVENUES OVER/(UNDER) EXPENDITURES	**$1,175,047**		**$ (60,617)**	**$ -**		

Note: Balances include payroll through 10/10/26 and pcards through 9/30/26.

UNIFIED FIRE AUTHORITY
REVENUES AND EXPENDITURES - EMERGENCY SERVICES SPECIAL REVENUE FUND
AS OF SEPTEMBER 30, 2026

EMERGENCY MANAGEMENT (EM) REVENUES	Actual	Budget	Unearned	% of Budget
SL County emergency fees	$ 1,334,799	$ 2,669,596	$ 1,334,797	50.0
State grants	-	50,000	50,000	0.0
Federal grants	-	554,026	554,026	0.0
Miscellaneous intergovernmental	-	11,272	11,272	0.0
Appropriated fund balance	-	150,000	150,000	0.0
Interest income	16,521	48,000	31,479	34.4
Miscellaneous revenue	-	-	-	0.0
TOTAL EM REVENUES	**$ 1,351,320**	**$ 3,482,894**	**$ 2,131,574**	**38.8**

EMERGENCY MANAGEMENT EXPENDITURES	Actual	Encumbrance	Total	Budget	Unexpended	% of Budget
Salaries & benefits	$ 447,632	$ -	$ 447,632	$ 1,898,114	$ 1,450,482	23.6
Capital outlay	(4,000)	-	(4,000)	41,505	45,505	-9.6
Clothing provisions	175	250	425	1,500	1,075	28.3
Communication equipment	(2,197)	2,197	-	1,500	1,500	0.0
Community outreach	199	-	199	16,500	16,301	1.2
Computer equipment	3,187	-	3,187	12,500	9,313	25.5
Computer software & software subscriptions	62,382	4,373	66,755	223,825	157,070	29.8
Education, training & certifications	1,785	-	1,785	6,339	4,554	28.2
Emergency activations	-	-	-	3,500	3,500	0.0
Maintenance of building & grounds	1,781	35,527	37,308	39,350	2,042	94.8
Maintenance of machinery & equipment	29,021	592	29,613	33,420	3,807	88.6
Maintenance of office equipment	386	2,014	2,400	4,400	2,000	54.5
Food provisions	1,316	1,020	2,336	11,250	8,914	20.8
Gasoline, diesel, gas & grease	970	8,030	9,000	9,000	-	100.0
Grant purchases	(9,511)	-	(9,511)	504,025	513,536	-1.9
Identification supplies	-	-	-	250	250	0.0
Intergovernmental disbursement	-	-	-	-	-	0.0
Janitorial supplies and service	7,267	513	7,780	28,465	20,685	27.3
Miscellaneous rental	2,612	12,127	14,739	20,605	5,866	71.5
Office supplies	371	-	371	3,000	2,629	12.4
Professional fees	(73,207)	79,925	6,718	86,739	80,021	7.7
Printing charges	-	-	-	1,000	1,000	0.0
Small equipment	3,387	-	3,387	19,500	16,113	17.4
Software maintenance	-	-	-	5,300	5,300	0.0
Subscriptions & memberships	961	-	961	6,765	5,804	14.2
Telephone service	-	-	-	5,500	5,500	0.0
Telephone - cellular	3,428	-	3,428	40,000	36,572	8.6
Travel & transportation	2,921	-	2,921	26,000	23,079	11.2
Mileage reimbursement	-	-	-	-	-	0.0
Utilities	19,075	11,750	30,825	107,700	76,875	28.6
Vehicle maintenance	88	4,620	4,708	6,650	1,942	70.8
Transfer to General fund	-	-	-	168,692	168,692	0.0
Transfer to EOC Vehicle Replacement fund	-	-	-	150,000	150,000	0.0
TOTAL EM EXPENDITURES	**$ 500,029**	**$ 162,938**	**$ 662,967**	**$ 3,482,894**	**$ 2,819,927**	**19.0**
REVENUES OVER/(UNDER) EXPENDITURES	**$ 851,291**		**$ 688,353**	**$ -**		

Note: Balances include payroll through 10/10/26 and pcards through 9/30/26.

UNIFIED FIRE AUTHORITY
REVENUES AND EXPENDITURES - CAPITAL REPLACEMENT FUNDS
AS OF SEPTEMBER 30, 2026

FIRE CAPITAL REPLACEMENT

REVENUES	Total	Budget	Unearned	% of Budget
Transfer from General fund	$ -	$ 8,531,700	$ 8,531,700	0.0
Interest income	951	50,000	49,049	1.9
Sale of capital assets	-	200,000	200,000	0.0
Loan Proceeds	-	25,462,813	25,462,813	0.0
Appropriation of fund balance	-	-	-	0.0
TOTAL FIRE VEHICLE REPLACEMENT	**$ 951**	**$ 34,244,513**	**$ 34,243,562**	**0.0**

EXPENDITURES	Actual	Encumbrance	Total	Budget	Unexpended	
Capital outlay - light fleet (financed)	$ -	$ -	$ -	$ -	$ -	0.0
Capital outlay - light fleet (cash)	(347,542)	364,082	16,540	18,000	1,460	91.9
Capital outlay - heavy apparatus (financed)	(236,176)	236,176	-	-	-	0.0
Capital outlay - communications equipment (cash)	-	-	-	73,228	73,228	0.0
Capital outlay - computer equipment (financed)	-	-	-	-	-	0.0
Capital outlay - computer equipment (cash)	175,415	54,371	229,786	268,940	39,154	85.4
Capital outlay - medical equipment (financed)	(130,680)	-	(130,680)	-	130,680	0.0
Capital outlay - medical equipment (cash)	-	-	-	36,500	36,500	0.0
Capital outlay - station equipment (financed)	-	-	-	-	-	0.0
Capital outlay - station equipment (cash)	-	-	-	-	-	0.0
Capital outlay - building & improvements (financed)	-	-	-	25,462,813	25,462,813	0.0
Capital outlay - building & improvements (cash)	-	-	-	85,000	85,000	0.0
Noncapital equipment (financed)	401	1,867	2,268	-	(2,268)	0.0
Noncapital equipment (cash)	-	-	-	58,800	58,800	0.0
Bank fees	-	-	-	-	-	0.0
Capital lease payments - principal	-	-	-	4,954,087	4,954,087	0.0
Loan payment - principal	-	-	-	852,462	852,462	0.0
Capital lease payments - interest	-	-	-	848,094	848,094	0.0
Loan payment - interest	-	-	-	982,538	982,538	0.0
Debt issuance costs	-	-	-	-	-	0.0
Contribution to fund balance	-	-	-	604,051	604,051	0.0
TOTAL FIRE VEHICLE REPLACEMENT	**$ (538,582)**	**$ 656,496**	**$ 117,914**	**$ 34,244,513**	**$ 34,126,599**	**0.3**
REVENUES OVER/(UNDER) EXPENDITURES	**$ 539,533**		**$ (116,963)**	**-**		

EMERGENCY MANAGEMENT CAPITAL REPLACEMENT

REVENUES	Total	Budget	Unearned	% of Budget
Transfer from EOC fund	$ -	$ 150,000	$ 150,000	0.0
Appropriation of fund balance	-	219,000	219,000	0.0
Sale of capital assets	-	-	-	0.0
TOTAL EOC VEHICLE REPLACEMENT	**$ -**	**$ 369,000**	**$ 369,000**	**0.0**

EXPENDITURES	Actual	Encumbrance	Total	Budget	Unexpended	% of Budget
TRANSFER TO FIRE VEH REPL	-	-	-	$ -	-	0.0
Capital outlay	$ -	$ 57,870	$ 57,870	$ 61,000	$ 3,130	94.9
Intergovernmental disbursement	-	-	-	300,000	300,000	0.0
Noncapital expenditures	-	-	-	8,000	8,000	0.0
Contribution to fund balance	-	-	-	-	-	0.0
TOTAL EOC VEHICLE REPLACEMENT	**$ -**	**$ 57,870**	**$ 57,870**	**$ 369,000**	**311,130**	**15.7**
REVENUES OVER/(UNDER) EXPENDITURES			**$ (57,870)**	**$ -**	**$ 57,870**	

WILDLAND CAPITAL REPLACEMENT

REVENUES	Total	Budget	Unearned	% of Budget
Transfer from Wildland	$ -	$ -	$ -	0.0
Miscellaneous intergovernmental revenue	66,860	-	(66,860)	0.0
TOTAL WILDLAND CAPITAL REPLACEMENT	**$ 66,860**	**$ -**	**$ (66,860)**	**0.0**

EXPENDITURES	Actual	Encumbrance	Total	Budget	Unexpended	% of Budget
Capital outlay	$ -	$ -	$ -	$ -	$ -	0.0
Capital outlay - building & improvements	(460,455)	460,455	-	-	-	0.0
TOTAL WILDLAND CAPITAL REPLACEMENT	**$ (460,455)**	**$ 460,455**	**$ -**	**$ -**	**-**	**0.0**
REVENUES OVER/(UNDER) EXPENDITURES			**$ 66,860**	**$ -**	**$ (66,860)**	

Note: Balances include payroll through 10/10/26 and pcards through 9/30/26.

UNIFIED FIRE AUTHORITY
NOTICE OF PUBLIC HEARING

NOTICE IS HEREBY GIVEN THAT ON NOVEMBER 17, 2026, at 7:30 AM, a public hearing will be held at the Unified Fire Authority Administration Building/Emergency Coordination Center, 3380 South 900 West, Salt Lake City, UT before the Board of Directors of the Unified Fire Authority to receive public comment and consider a resolution amending the 2026-2027 fiscal year budget. All budget related items will be discussed at that time. The Board of Directors shall assemble in person and electronically for the meeting. Information about how to access the electronic meeting will be provided on the agenda which will be posted on the Utah Public Notice Website at least 24 hours in advance of the meeting.

All persons interested and present will be given an opportunity to be heard in this matter.

In accordance with the Americans with Disabilities Act, the Unified Fire Authority will make reasonable accommodations to participate in the hearing. Requests for assistance can be made by calling 801-743-7213 at least 24 hours in advance of the hearing to be attended.

DATED this 4th day of November, 2026.

PUBLISHED BY ORDER OF THE UNIFIED FIRE AUTHORITY

UNIFIED FIRE AUTHORITY
BUDGET AMENDMENTS
11/17/2026

GENERAL FUND

$ 5,583	**EMS State per capita grant (final award received $14,433; adjust original budget)**			
	EMS grants		$ 5,583	1033300
	Grant expenditures (EMS)	$ 5,583		1095266
$ 10,000	**State Homeland Security (SHSP) grant award for investigator HDS school costs**			
	Federal grants		$ 10,000	1033200
	Grant expenditures (Special Enforcement)	$ 10,000		1086266
$ 498	**Donation of Traeger grill to Station #253**			
	Donations		$ 498	1039350
	Small equipment (Logistics)	$ 498		1098410
$ 396,750	**EMAC deployments in Oregon & Washington**			
	Miscellaneous intergovernmental revenue		$ 396,750	1034200
	Salaries & wages non-USAR deployment (Operations)	$ 36,048		1089180
	Overtime non-USAR deployment (Operations)	$ 210,986		1089182
	Benefits non-USAR deployment (Operations)	$ 22,737		1089183
	Non-personnel expenditures - non-USAR deployment (Operations)	$ 11,347		1089342
	Transfer to Fire Capital Projects Fund (net equipment reimbursement)	$ 52,013		1080100
	Transfer to Wildland Fund (net equipment reimbursement)	$ 63,619		1080200
$ 40,900	**Elimination of part-time Behavioral Health & Wellness Program Administrator**			
	Salaries & wages (Administration)		$ 37,920	1099100
	Payroll tax (Administration)		$ 2,900	1099134
	Workers compensation (Administration)		$ 80	1099135
	Professional fees - for behavioral health provider services (Administration)	$ 40,900		1099350
$ 309,397	**Appropriate fund balance for SelectHealth FY25/26 contingent premium settlement (employer portion)**			
	Appropriated fund balance		$ 309,397	1034400
	Medical/dental/life insurance (Special Enforcement)	$ 2,903		1086132
	Medical/dental/life insurance (USAR)	$ 3,102		1087132
	Medical/dental/life insurance (Finance)	$ 6,058		1088132
	Medical/dental/life insurance (Emergency Ops)	$ 256,784		1089132
	Medical/dental/life insurance (Prevention)	$ 7,097		1091132
	Medical/dental/life insurance (Human Resources)	$ 2,062		1092132
	Medical/dental/life insurance (Fire Training)	$ 4,184		1093132
	Medical/dental/life insurance (Technology)	$ 7,024		1094132
	Medical/dental/life insurance (EMS)	$ 4,901		1095132
	Medical/dental/life insurance (Information Outreach)	$ 3,067		1096132
	Medical/dental/life insurance (Logistics)	$ 5,845		1098132
	Medical/dental/life insurance (Administration)	$ 6,370		1099132
$ 200,185	**Appropriate fund balance for fuel and oil cost increases**			
	Appropriated fund balance		$ 200,185	1034400
	Gasoline, diesel, oil & grease (Logistics)	$ 200,185		1098265
$ 9,000	**Transfer budget from Fire Training supplies to Capital Replacement (connex storage box purchase for prop phase II)**			
	Training supplies (Training)		$ 9,000	1093424
	Transfer to Fire Capital Projects	$ 9,000		1080100

WILDLAND - ENTERPRISE FUND

$ 63,619	**EMAC deployments in Oregon & Washington**			
	Transfer from General Fund (net equipment reimbursement)		$ 63,619	1080200
	Contribution to net assets (Camp Williams)	$ 8,806		2080210
	Contribution to net assets (Wildland)	$ 54,814		2080210

UNIFIED FIRE AUTHORITY
BUDGET AMENDMENTS
11/17/2026

$ 314,000	**2026 Camp Williams & Single Resource deployment program true-up**				
	Wildland Single resource revenue			$ 211,000	2031120
	Camp Williams deployment revenue			$ 78,000	2031150
	Appropriated net assets (Camp Williams)			$ 25,000	2034400
	Overtime (Camp Williams)	$ 85,000			2085120
	Gasoline, diesel, oil & grease (Camp Williams)	$ 8,000			2085265
	Vehicle maintenance (Camp Williams)	$ 10,000			2085440
	Contribution to net assets (Wildland)	$ 80,000			2080210
	Overtime (Wildland)	$ 85,000			2097120
	Small equipment noncapital - two vehicles' upfitting (Wildland)	$ 16,000			2097410
	Vehicle maintenance (Wildland)	$ 30,000			2097440
$ 56,000	**Wildland engine (E6127) purchase from Camp Williams**				
	Disposal of capital assets (Camp Williams)			$ 18,000	2039150
	Contribution to net assets (Wildland)			$ 38,000	2080210
	Contribution to net assets (Camp Williams)	$ 18,000			2080210
	Capital outlay - vehicle purchase & engine replacement (Wildland)	$ 33,000			2097216
	Vehicle maintenance - Wildland	$ 5,000			2097440
$ 7,000	**Appropriate net assets for Camp Williams radio purchases**				
	Appropriated net assets			$ 7,000	2034400
	Communications equipment (Camp Williams)	$ 7,000			2085220
$ 6,384	**Appropriate net assets for SelectHealth FY25/26 contingent premium settlement (employer portion)**				
	Appropriated fund balance			$ 6,384	2034400
	Medical/dental/life insurance - Camp Williams	$ 1,023			2085132
	Medical/dental/life insurance - Wildland	$ 5,361			2097132

EMERGENCY MANAGEMENT - SPECIAL REVENUE FUND

$ 65,500	**State funding for all-hazards incident management team exercises (November 2026 & February 2027)**				
	Miscellaneous intergovernmental			$ 65,500	4034200
	Professional fees for exercise contractor - Emergency Management	$ 65,500			4040350
$ 3,428	**SelectHealth FY25/26 contingent premium settlement (employer portion)**				
	Interest income			$ 3,428	4039105
	Medical/dental/life insurance - Emergency Management	$ 3,428			4040132

FIRE CAPITAL REPLACEMENT FUND

$ 9,000	**Transfer budget for connex storage box purchase from Fire Training supplies to Capital Replacement prop phase II**				
	Transfer from General Fund			$ 9,000	5531810
	Capital outlay - Building improvements (cash)	$ 9,000			5540261
$ 4,024	**Appropriate fund balance for Facilities truck cost increase**				
	Appropriated fund balance			$ 4,024	5531850
	Capital outlay - light fleet (cash)	$ 4,024			5540201
$ 341,540	**To true-up budget for available financing escrow funds carried over from FY25/26**				
	Appropriated fund balance			$ 341,540	5531850
	Capital outlay - heavy fleet (financed)	$ 325,182			5540210
	Noncapital expenditures (financed)	$ 16,358			5540300

EM CAPITAL REPLACEMENT FUND

None

WILDLAND CAPITAL REPLACEMENT FUND

None

UNIFIED FIRE AUTHORITY
Resolution No. 11-2026A of 2026
(First Amendment of the Budget for Fiscal Year 2026-2027)

A RESOLUTION AMENDING FOR THE FIRST TIME THE BUDGET OF THE UNIFIED FIRE AUTHORITY FOR THE FISCAL YEAR BEGINNING JULY 1, 2026 AND ENDING JUNE 30, 2027.

PREAMBLE

Unified Fire Authority ("UFA") is a political subdivision, duly organized and existing under the laws of the State of Utah. UFA finds that certain exigencies of its operations require that amendments be made to the current budget and related documents. UCA §11-13-515, §11-13-519, and §11-13-520 provide UFA with authority to amend its budget as necessary by adoption of a resolution by its governing body.

All conditions precedent to amend said budget have been accomplished.

NOW, THEREFORE, be it resolved by the Board of Directors of the UFA:

SECTION 1. Purpose. The purpose of this Resolution is to accomplish the first amendment to the budget for Fiscal Year 2026-2027.

SECTION 2. Adoption of Amendment. The first budget amendment, attached hereto as Exhibit "A" and made part of this Resolution by reference, shall be and hereby is adopted and incorporated into the budget of UFA for the fiscal year beginning July 1, 2026 and ending June 30, 2027.

SECTION 3. Effective Date. This Resolution shall take effect on November 17, 2026.

DATED this 17th day of November, 2026.

UNIFIED FIRE AUTHORITY

By: _____
Chairperson

APPROVED AS TO FORM:

_____
Chief Legal Counsel

ATTEST:

_____
Clerk

EXHIBIT A

FIRST AMENDMENT TO UFA BUDGET FOR FISCAL YEAR 2026-2027

Emergency Services Report

This month's report highlights our monthly Call Data, a review of the North Union After Action Meeting, the newly established controlled substance rules, and a recap of the recent recruit camp and graduation.

Monthly Call Data Report

During October, UFA responded to 3,747 incidents, an increase of 42 from September. Medical incidents accounted for approximately 71% of our total call volume. Our 90th percentile total response time was 10 minutes and 31 seconds, an improvement of 10 seconds from the previous month. First-due performance was 91.5%, and station response reliability increased slightly to 77.2%. Year to date, UFA has responded to more than 36,000 incidents, reflecting a continued increase in demand for emergency services.

North Union Fire After Action

Following the North Union Fire, UFA conducted an in-person After Action Review with personnel involved in the incident. The meeting provided an opportunity to discuss the response, identify what went well, and evaluate areas where we can improve. These reviews are an important part of our commitment to organizational learning and continuous improvement. Information gathered will help guide future training, operational procedures, and incident management practices.

Administrative Rules for Controlled Substances

In response to federal rules implementing the Protecting Patient Access to Emergency Medications Act of 2017, UFA partnered with the state of Utah to create a dedicated EMS controlled substance license. This new license will streamline tracking and security procedures for management of controlled substances at UFA and within agencies across the state.

Recruit Camp and Graduation

UFA's newest group of recruits will graduate on November 12 following the completion of their recruit academy. Throughout the academy, recruits have received extensive training in firefighting operations, emergency medical response, rescue techniques, and the expectations associated with serving as a UFA firefighter. Their graduation represents a significant accomplishment and an important investment in the future of our organization. We appreciate the efforts of our Fire Training Division, instructor cadre, and all those who contributed to preparing these individuals for their careers with UFA.

MONTHLY OPERATIONS BOARD REPORT

Year to Date 2026

January 01 2026 - November 10 2026 ⚠ Last incident reported: Nov 10 2026, 00:49:25 MST

D W M Q Y YTD CUSTOM — TIME RANGE

MONTHLY QUARTERLY — GROUP BY

1Y

RESPONSE METRICS

36,114	Incident Volume	↑ 1,993 from prev ytd
81,748	Response Volume	↑ 5,356 from prev ytd

RESPONSE PERFORMANCE

93.6%	1st Due Performance	↑ 0.3% from prev ytd
529	1st Due Overgoals	↓ 288 from prev ytd

RESPONSE TIMES

9m58s	Total Response (90th)	↓ 05s from prev ytd
2m14s	Dispatch (90th)	↑ 02s from prev ytd
2m19s	Turnout (90th)	↑ 03s from prev ytd
6m18s	Travel (90th)	↓ 21s from prev ytd

UTILIZATION

9.5%	Unit Hour Utilization	↑ 0.2% from prev ytd
34,245	Calls with Concurrency of 2+	↑ 1,991 from prev ytd
78.6%	Station Response Reliability	↑ 1.8% from prev ytd

MONTHLY OPERATIONS BOARD REPORT

October 2026

October 01 2026 - October 31 2026

D W M Q Y YTD CUSTOM 1M 1Y

TIME RANGE

Compare to: Previous Last Year

RESPONSE METRICS

3,747 Incident Volume	↑ 42	from prev mth.
8,547 Response Volume	↑ 170	from prev mth.

RESPONSE PERFORMANCE

91.5% 1st Due Performance	↓ 0.1%	from prev mth.
108 1st Due Overgoals	↑ 52	from prev mth.

RESPONSE TIMES

10m31s Total Response (90th)	↓ 10s	from prev mth.
2m21s Dispatch (90th)	↑ 10s	from prev mth.
2m21s Turnout (90th)	↑ 01s	from prev mth.
6m28s Travel (90th)	↑ 08s	from prev mth.

UTILIZATION

9.2% Unit Hour Utilization	↓ 0.2%	from prev mth.
3,538 Calls with Concurrency of 2+	↑ 20	from prev mth.
77.2% Station Response Reliability	↑ 0.2%	from prev mth.

Total Response Time (90th)

October 2026

10m31s ↓10s from prev mth.



Dispatch Time (90th)

October 2026

2m21s ↑10s from prev mth.

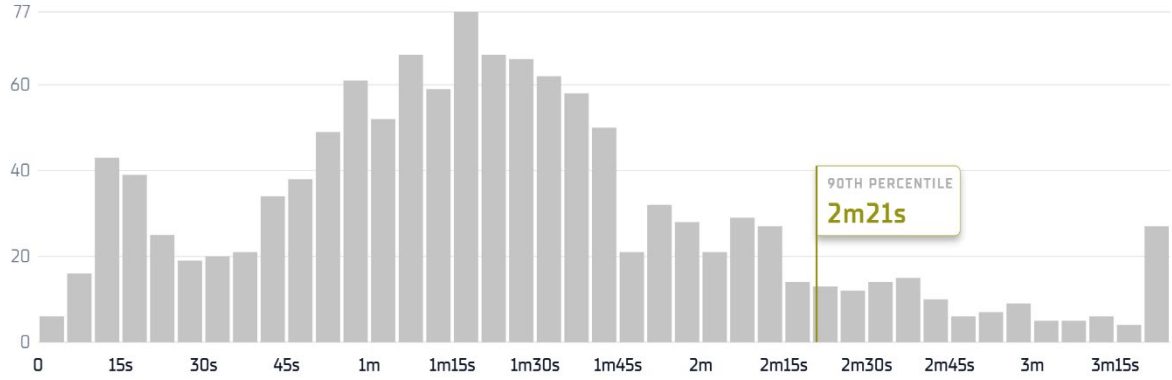

Turnout Time (90th)

October 2026

2m21s ↑01s from prev mth.



Travel Time (90th)

October 2026

6m28s ↑08s from prev mth.

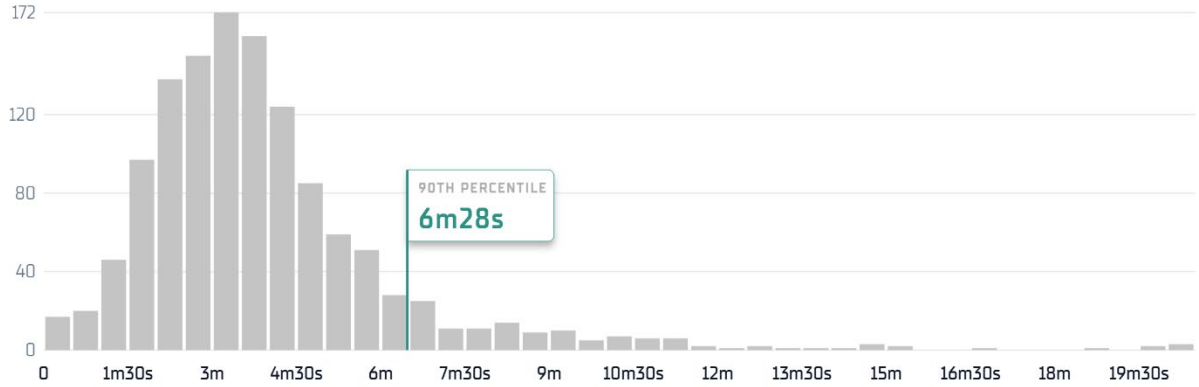

Unit Hour Utilization

October 2026

9.2% ↓0.2% From previous month

Unit Hour Utilization (UHU) reflects how much time a crew spends actively responding to incidents compared to the total available time the unit is in service. It does not consider time spent on other necessary tasks such as report writing, exercising, sleeping, etc.

⚠ 1.7% of responses excluded, 0.2% not reported by staffed apparatus. Why?

Metric: Utilization % | Report by: Staffed Apparatus | Sort By: Value (Desc.)

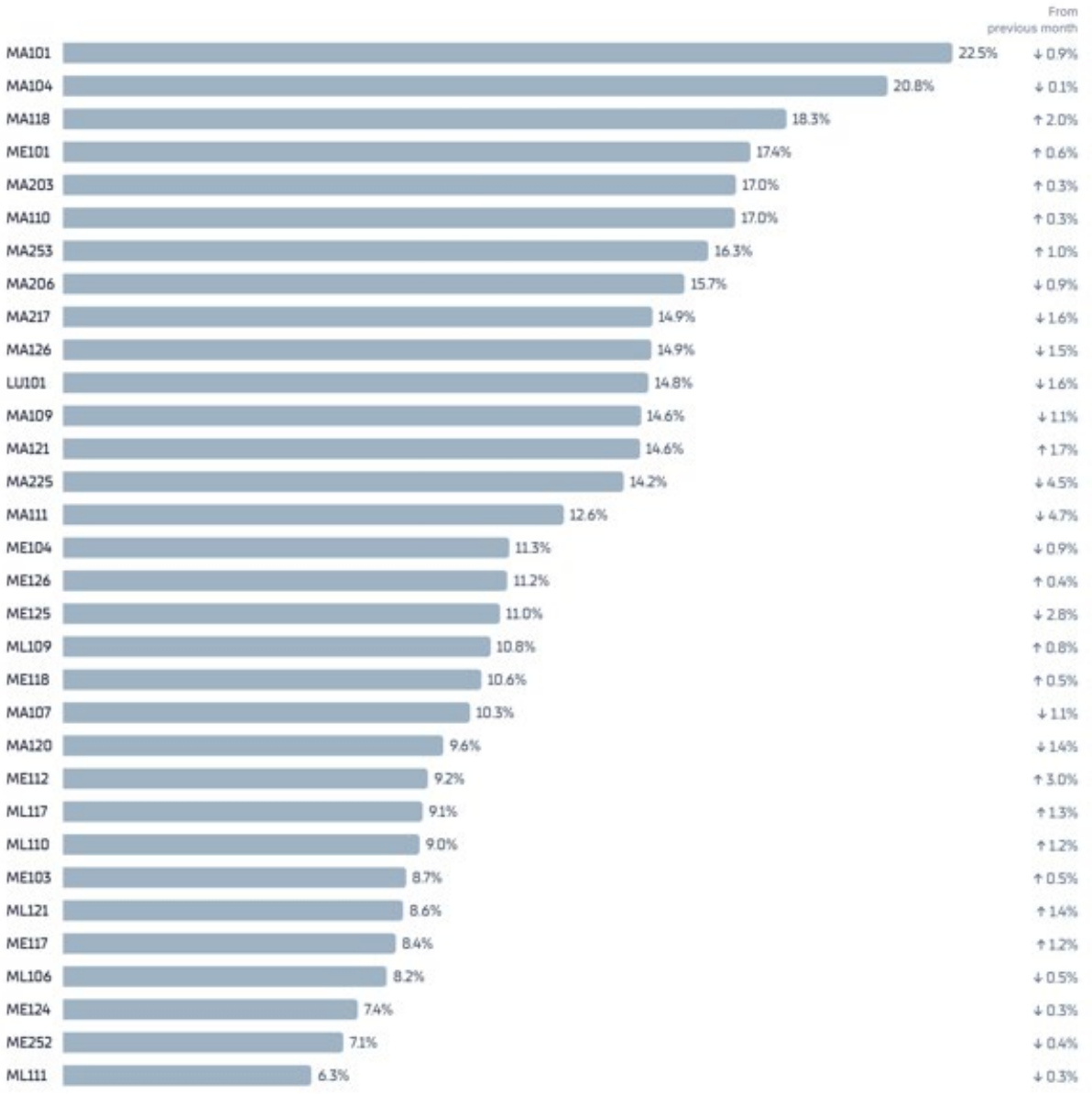

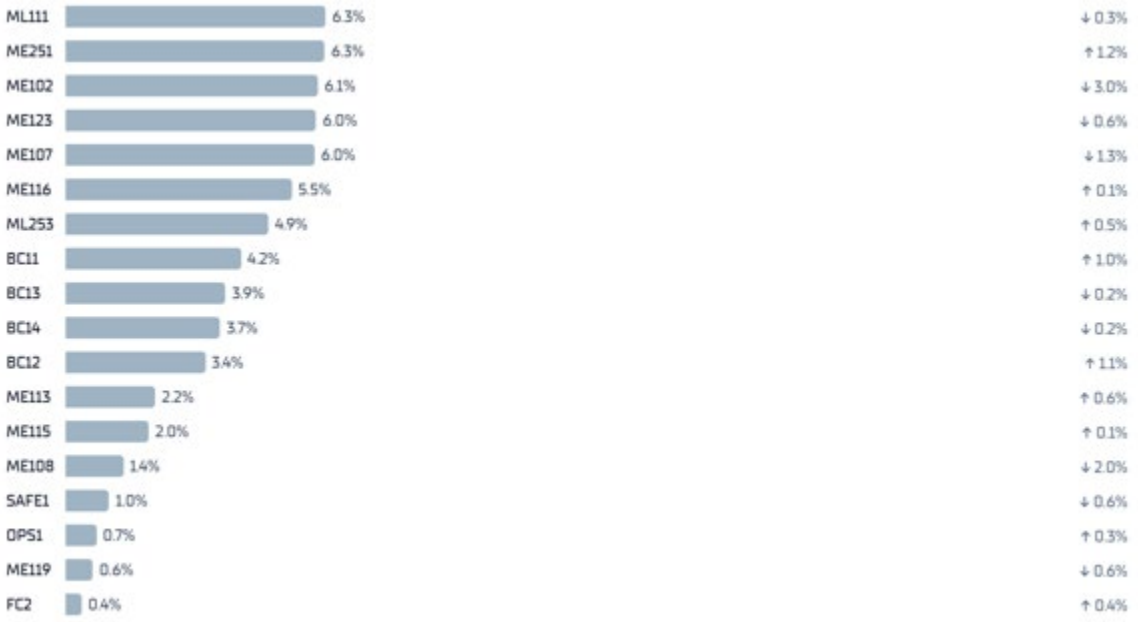
ML111 6.3% ↓ 0.3%
ME251 6.3% ↑ 1.2%
ME102 6.1% ↓ 3.0%
ME123 6.0% ↓ 0.6%
ME107 6.0% ↓ 1.3%
ME116 5.5% ↑ 0.1%
ML253 4.9% ↑ 0.5%
BC11 4.2% ↑ 1.0%
BC13 3.9% ↓ 0.2%
BC14 3.7% ↓ 0.2%
BC12 3.4% ↑ 1.1%
ME113 2.2% ↑ 0.6%
ME115 2.0% ↑ 0.1%
ME108 1.4% ↓ 2.0%
SAFE1 1.0% ↓ 0.6%
OPS1 0.7% ↑ 0.3%
ME119 0.6% ↓ 0.6%
FC2 0.4% ↑ 0.4%

MONTHLY OPERATIONS BOARD REPORT

3,747
SUM OF ALL EVENTS

RMS Category

Fire - 68	1.8%
Hazsit - 223	6.0%
Law Enforcement Sup... - 12	0.3%
Medical - 2,653	70.8%
No Emergency - 524	14.0%
Public Service - 230	6.1%
Rescue - 20	0.5%
Unknown - 17	0.5%

DATE RANGE: 2026 OCT 01 - 2026 OCT 31

MOST RECENT: Y | Q | M | W

BY DAYS — 31 DAYS

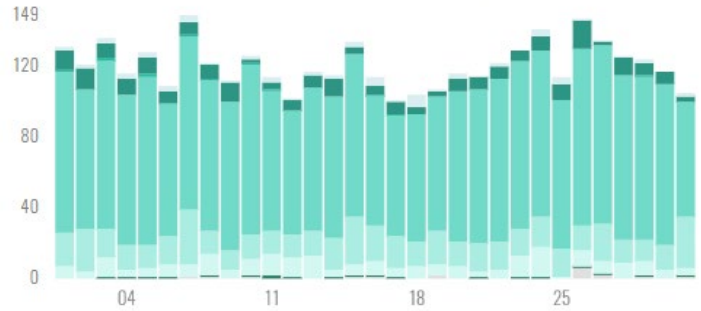

BY HOUR OF DAY

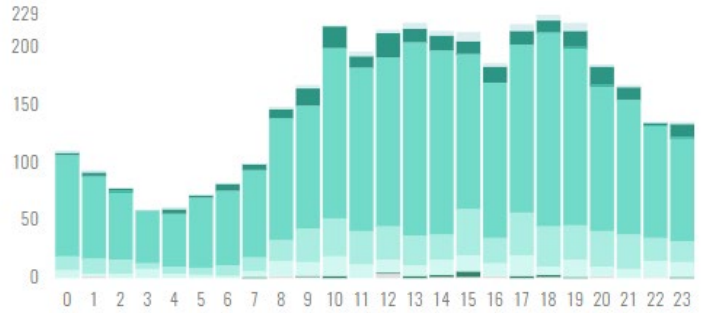

BY DAY OF WEEK

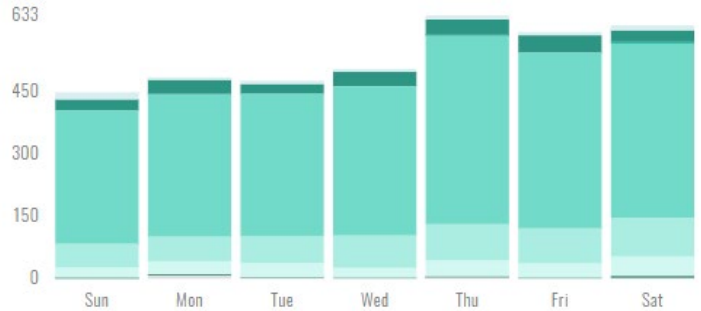

Definitions

Incident Volume: The total number of unique incidents (calls for service) within a defined time. Each incident is counted once, regardless of how many units respond. This reflects the overall community demand for service

Response Volume: The total number of individual apparatus responses (unit runs) within a defined time. Because multiple units are typically dispatched to a single incident, response volume will always be equal to or greater than the number of incidents.

1st Due Performance: The percentage of incidents in which the first-arriving unit reached the scene within the department's established response time target. Measures how effectively the department delivers an initial response to the community.

UFA current Darkhorse response time targets:

- Urban non-medical: 6 minutes 20 seconds
- Urban medical: 6 minutes
- Rural non-medical: 12 minutes 20 seconds
- Rural medical: 12 minutes

First Due Over Goals: The percentage of first-arriving responses that exceeded the established response time target. Represents the inverse of 1st Due Performance.

Total Response (90th Percentile): The total elapsed time from call receipt to arrival on scene, measured at the 90th percentile. Provides a more stable and meaningful system performance benchmark than averages.

Dispatch (90th Percentile): The time from when the 911 call is received at the PSAP to when units are dispatched. Reflects call processing efficiency.

Turnout (90th Percentile): The time from unit dispatch to the unit marking in route. Reflects crew readiness and station alerting efficiency.

Travel (90th Percentile): The time from when the unit marks in route to arrival on scene. Reflects deployment model, station placement, traffic conditions, and unit availability.

Unit Hour Utilization (UHU): The percentage of time a unit is committed to incidents compared to total available time. Measures workload intensity and system capacity. Higher UHU may indicate system strain or reduced availability for concurrent incidents.

Calls with Concurrency 2+: The percentage of incidents occurring when two or more incidents were in progress simultaneously. Concurrency measures how many other incidents were active at the time a new incident began. Used to understand how simultaneous demand impacts system performance and availability.

Station Response Reliability: The percentage of incidents within a station's response zone to which the station was available to respond.

A response is typically considered successful if: 1. The station provided the first arriving unit, or 2. The station provided any eligible unit as part of the initial dispatch.

Measured for emergent incidents. Reflects how often the community receives service from its assigned station versus a move-up or covering company.

Administrative and Planning Report

Youth Firesetting Prevention and Intervention Program

Three members of UFA's Fire Prevention Division attended a six-day Youth Firesetting Prevention and Intervention course at the National Fire Academy. The training focused on recognizing youth firesetting behavior, engaging families, and supporting early intervention to reduce the risk of future fires. The course also provided an opportunity to interview youth receiving treatment for firesetting, offering valuable insight into the intervention process and opportunities to reduce recidivism.

This effort focuses on continuing and improving the youth firesetting prevention program already established within UFA's Fire Prevention Division. Trained Fire Prevention members will follow the guidelines outlined in the course to guide identification, education, and appropriate referrals. These efforts support UFA's broader Community Risk Reduction goals and help protect youth, families, and the community.

Fire Chief Report

This month's report includes hiring and promotional updates, a response model update, and an update from VECC.

Hiring and Promotional Updates

UFA held its quarterly promotional ceremony on November 2. We recognized five Operations Captains, one Staff Captain, two Specialists, and one Paramedic. We are excited to welcome each of them into their new roles and responsibilities.

Human Resources Director Kiley Day will provide a brief update on recent hiring processes and annual promotional statistics.

Response Model Update

Chief Burchett will provide an update on potential response model changes, including recommendations from the Medical Response Advisory Group.

VECC Update

The Salt Lake Valley Emergency Communications Center (VECC), under the leadership of Director Ivan Whitaker, has several exciting projects planned for 2027. These initiatives will incorporate artificial intelligence and automation into VECC operations, with the goal of improving efficiency and reducing emergency call-taking and processing times.