



# Unified Fire Quarterly Report

## COPPERTON TOWNSHIP

Quarter 1  
Jan. 1, 2021 - Mar. 31, 2021

### Call Volume

TOTAL INCIDENTS

**11**

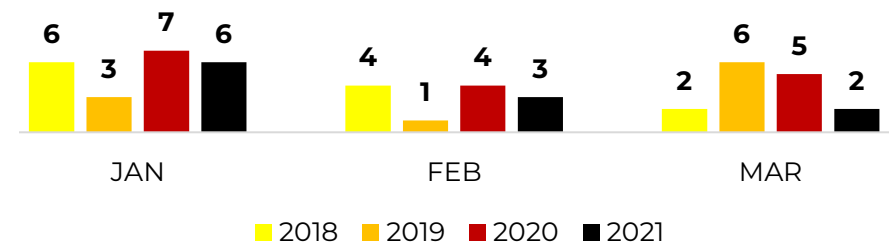
EMERGENT

**3**

% EMERGENT

**27.3%**

### Four Year Monthly Comparison



### Call Type

TOP **FIRE** DISPATCHES

- N/A

TOP **EMS** DISPATCHES

- Fall Down Stairs (on the ground) **(1)**
- Rollover **(1)**
- Unconscious Effective Breathing **(1)**

TOP **OTHER** DISPATCHES

- Combustible/Flammable Spills & Leaks **(2)**
- Electrical Wiring/Equipment Problem **(1)**
- System/Detector Malfunction **(1)**

### Incoming Unit Responses (Engine, Ladder, Ambulance)

Station	Units	%	Station	Units	%
115 - Copperton	11	64.71%			
121 - Riverton	6	35.29%			
<b>Total</b>	<b>17</b>	<b>100%</b>			

\*Most incidents require multiple unit responses

### Emergent Total Time

50TH PERCENTILE

**05:10**

90TH PERCENTILE

**11:25**

\*Dispatch to Arrival (does not include call processing time)

Copperton Township Liaison

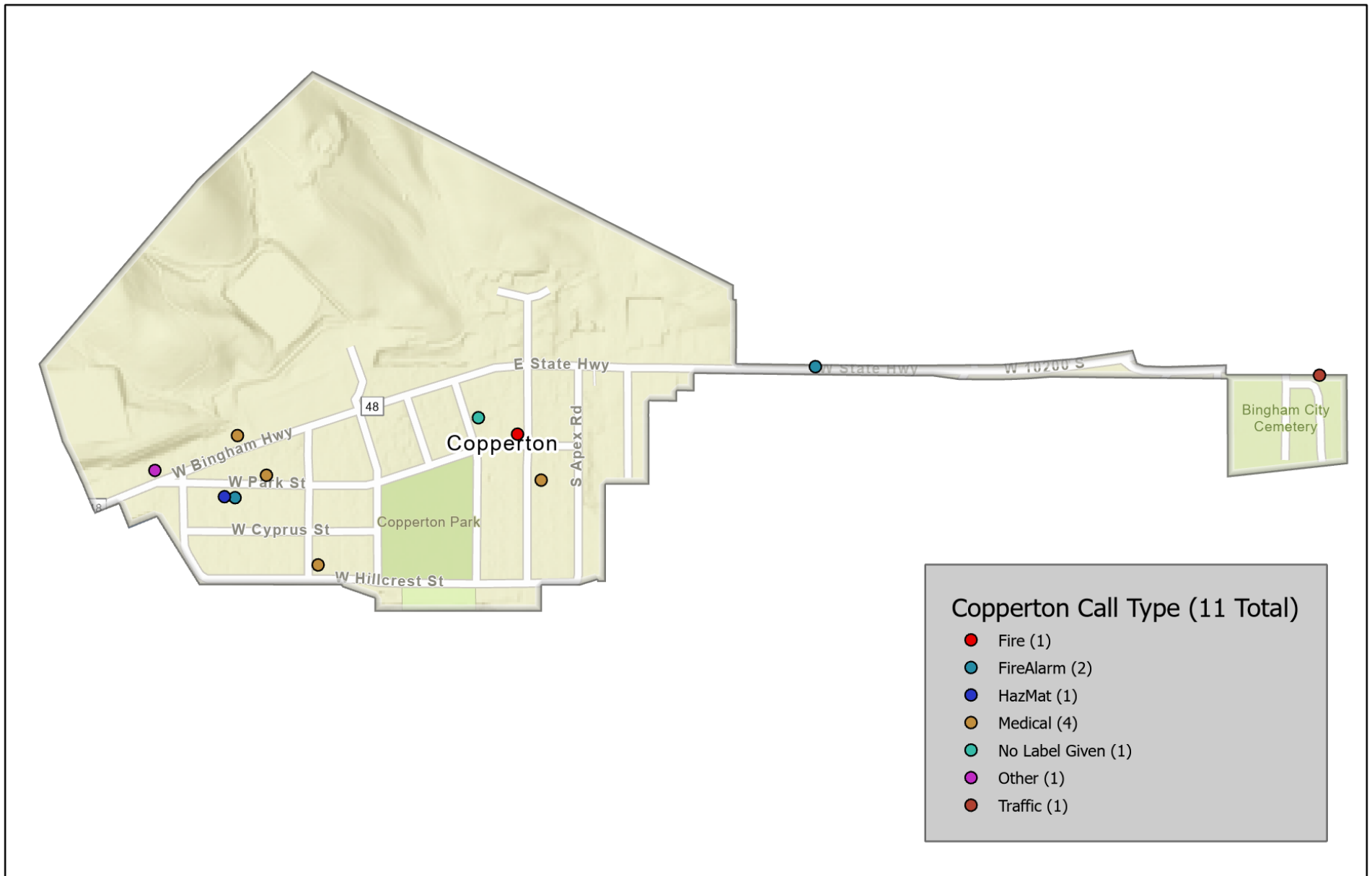
Engineer Eddie Walden

(801) 706-2657


ewalden@unifiedfire.org



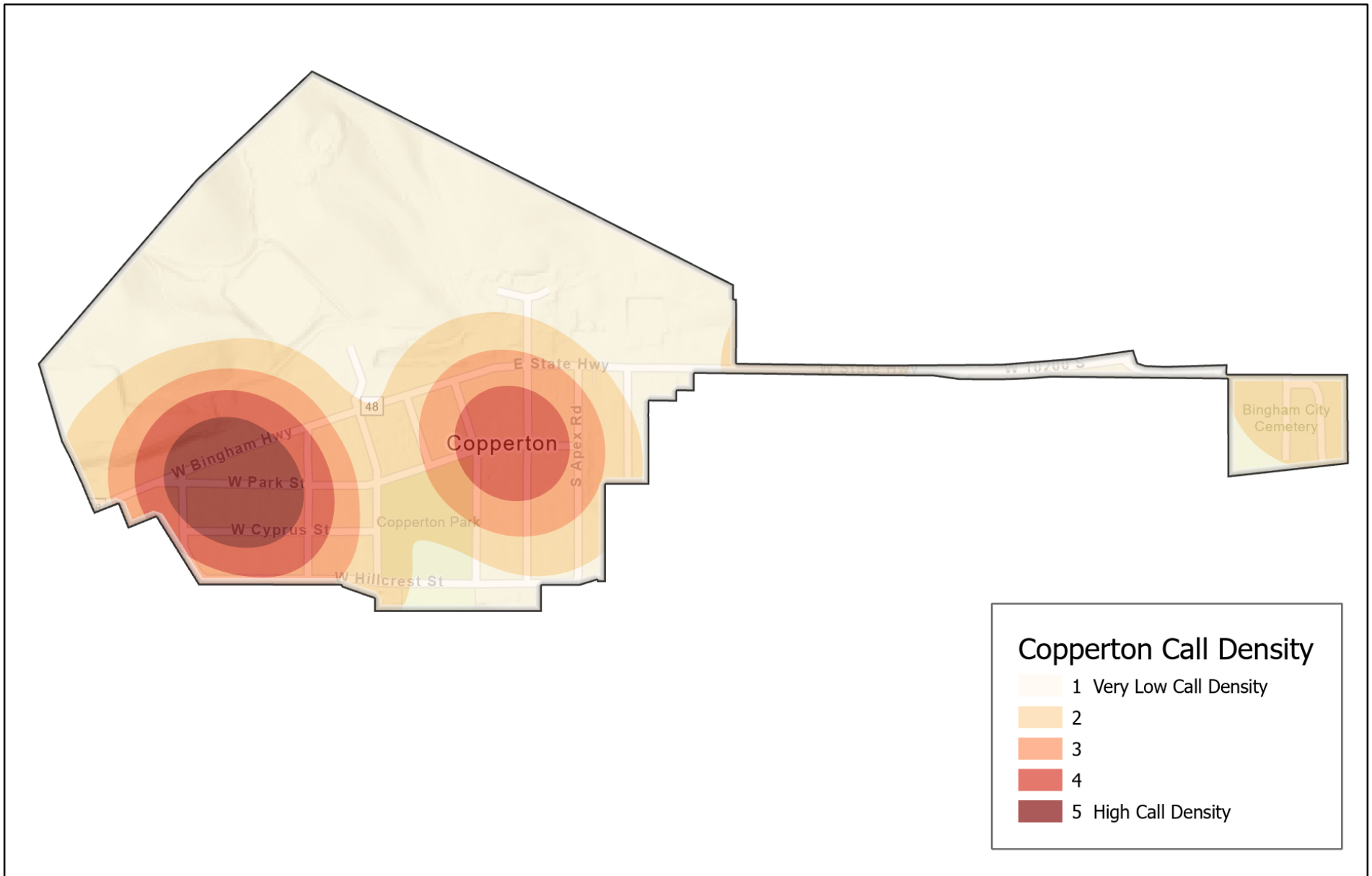
# UFA CALL TYPE January 1 to March 31 2021



## Copperton Metro-Township



# UFA CALL DENSITY January 1 to March 31 2021



## Copperton Metro-Township

