



Unified Fire Quarterly Report

COPPERTON TOWNSHIP

Quarter 2
April 1, 2021 - June 30, 2021

Call Volume

TOTAL INCIDENTS

15

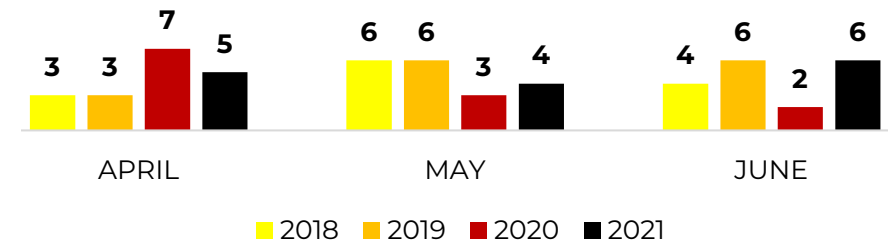
EMERGENT

0

% EMERGENT

0%

Four Year Monthly Comparison



Call Type

TOP **FIRE** DISPATCHES

- N/A

TOP **EMS** DISPATCHES

- Sick Person **(4)**
- Breathing Problem **(2)**
- Seizure **(1)**
- Allergic Reaction **(1)**
- Bleeding Problem **(1)**

TOP **OTHER** DISPATCHES

- Unauthorized Burning **(1)**

Incoming Unit

TOP ENGINE/TRUCK RESPONSES

Station	Units	%
115 - Copperton	15	100%
Total	15	100%

TOP AMBULANCE RESPONSES

Station	Units	%
121 - Riverton	6	100%
Total	6	100%

Emergent Total Time

50TH PERCENTILE



90TH PERCENTILE



*Dispatch to Arrival (does not include call processing time)

Copperton Township Liaison

Engineer Eddie Walden

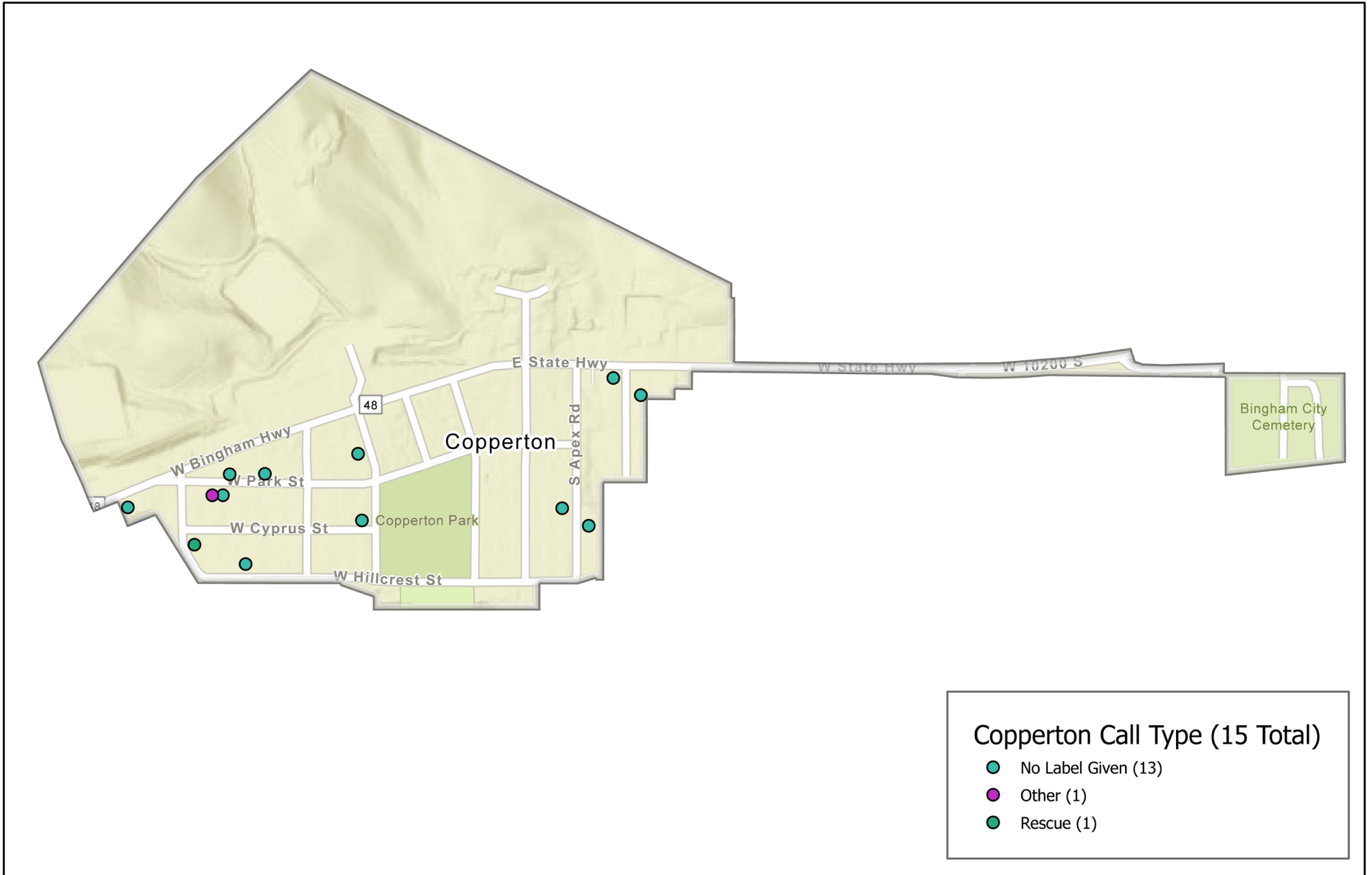
(801) 706-2657

ewalden@unifiedfire.org

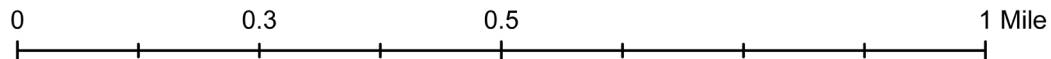


*Most incidents require multiple unit responses

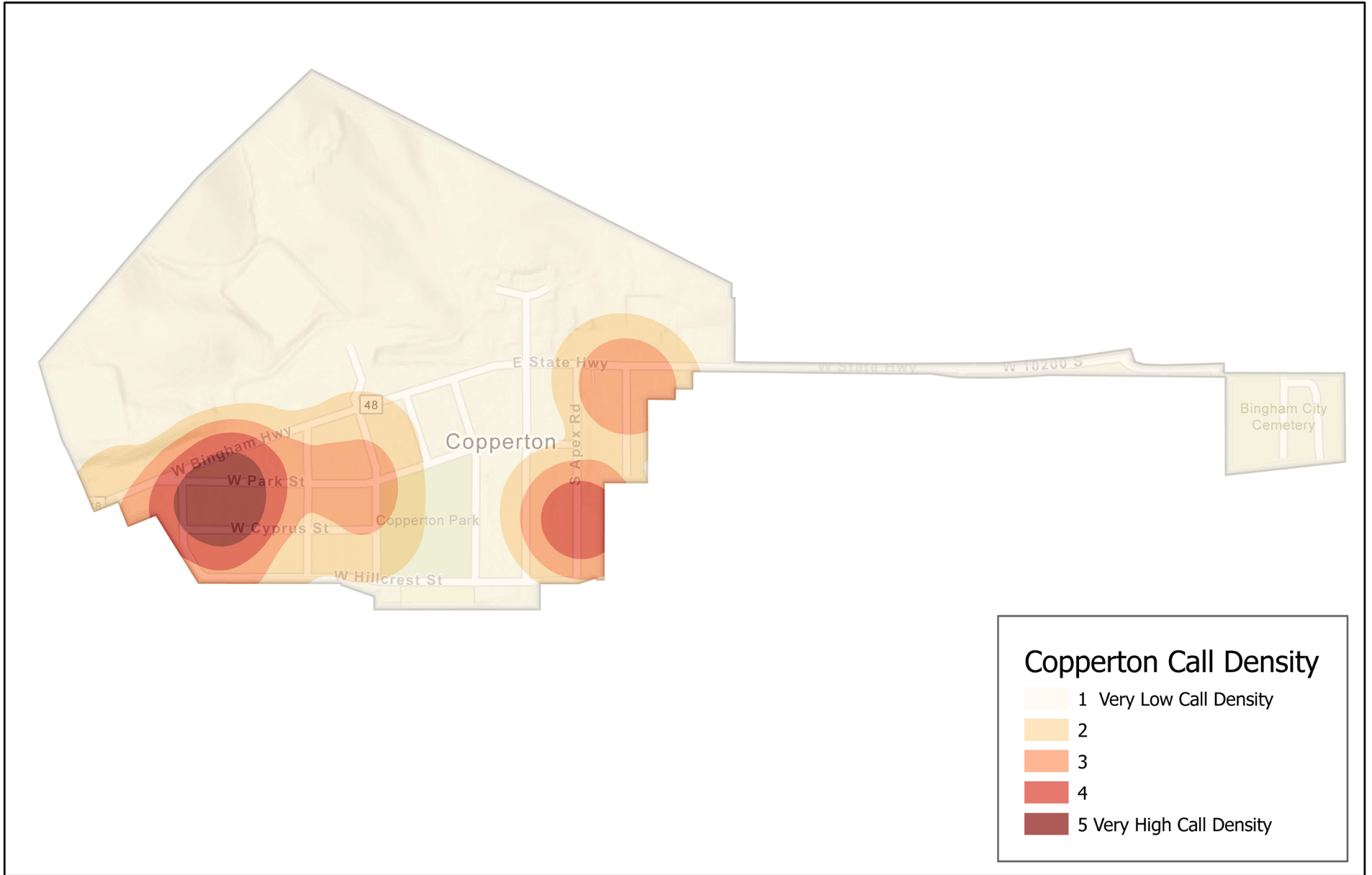
UFA CALL TYPE April 1 to June 30 2021



Copperton Metro-Township



UFA CALL DENSITY April 1 to June 30 2021



Copperton Metro-Township

