



Unified Fire Quarterly Report

COPPERTON TOWNSHIP

Quarter 3
July 1, 2021 - Sept. 30, 2021

Call Volume

TOTAL INCIDENTS

10

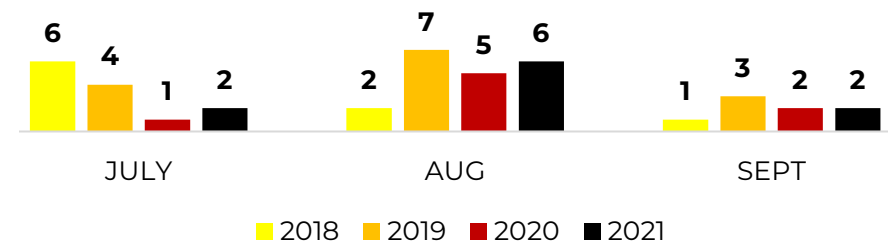
EMERGENT

1

% EMERGENT

10%

Four Year Monthly Comparison



Call Type

TOP **FIRE** DISPATCHES

- N/A

TOP **EMS** DISPATCHES

- Sick Person **(2)**
- Breathing Problem **(1)**
- Mental **(1)**
- Trauma **(1)**
- Public Assist **(1)**

TOP **OTHER** DISPATCHES

- Electrical Wiring/Equipment Problem **(1)**
- Animal Problem or Rescue **(1)**

Incoming Unit

TOP ENGINE/TRUCK RESPONSES

Station	Units	%
115 - Copperton	10	100%
Total	10	100%

TOP AMBULANCE RESPONSES

Station	Units	%
121 - Riverton	1	100%
Total	1	100%

Emergent Total Time

50TH PERCENTILE

07:57

90TH PERCENTILE

07:57

*Dispatch to Arrival (does not include call processing time)

Copperton Township Liaison

Engineer Eddie Walden

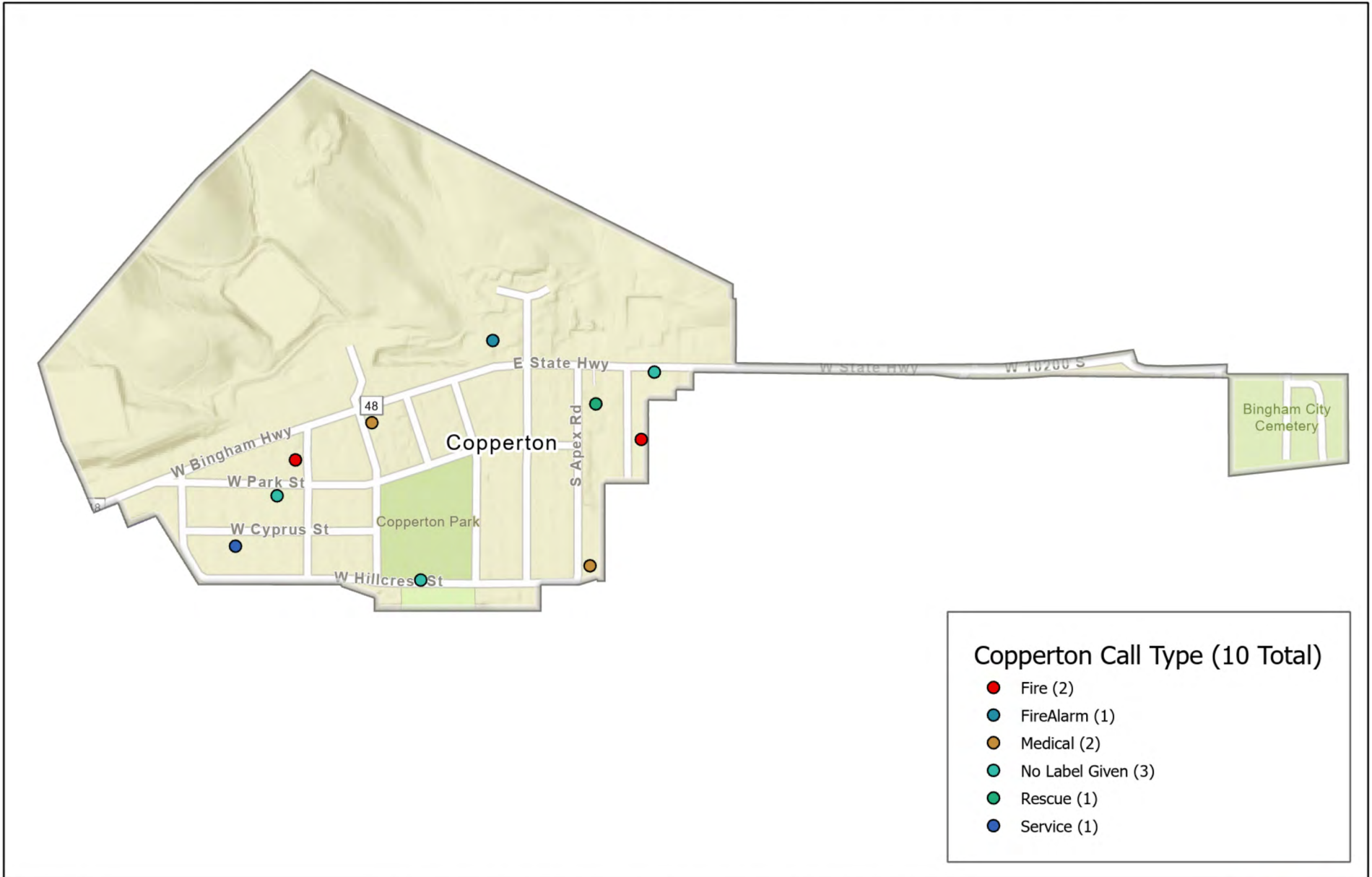
(801) 706-2657

ewalden@unifiedfire.org




*Most incidents require multiple unit responses

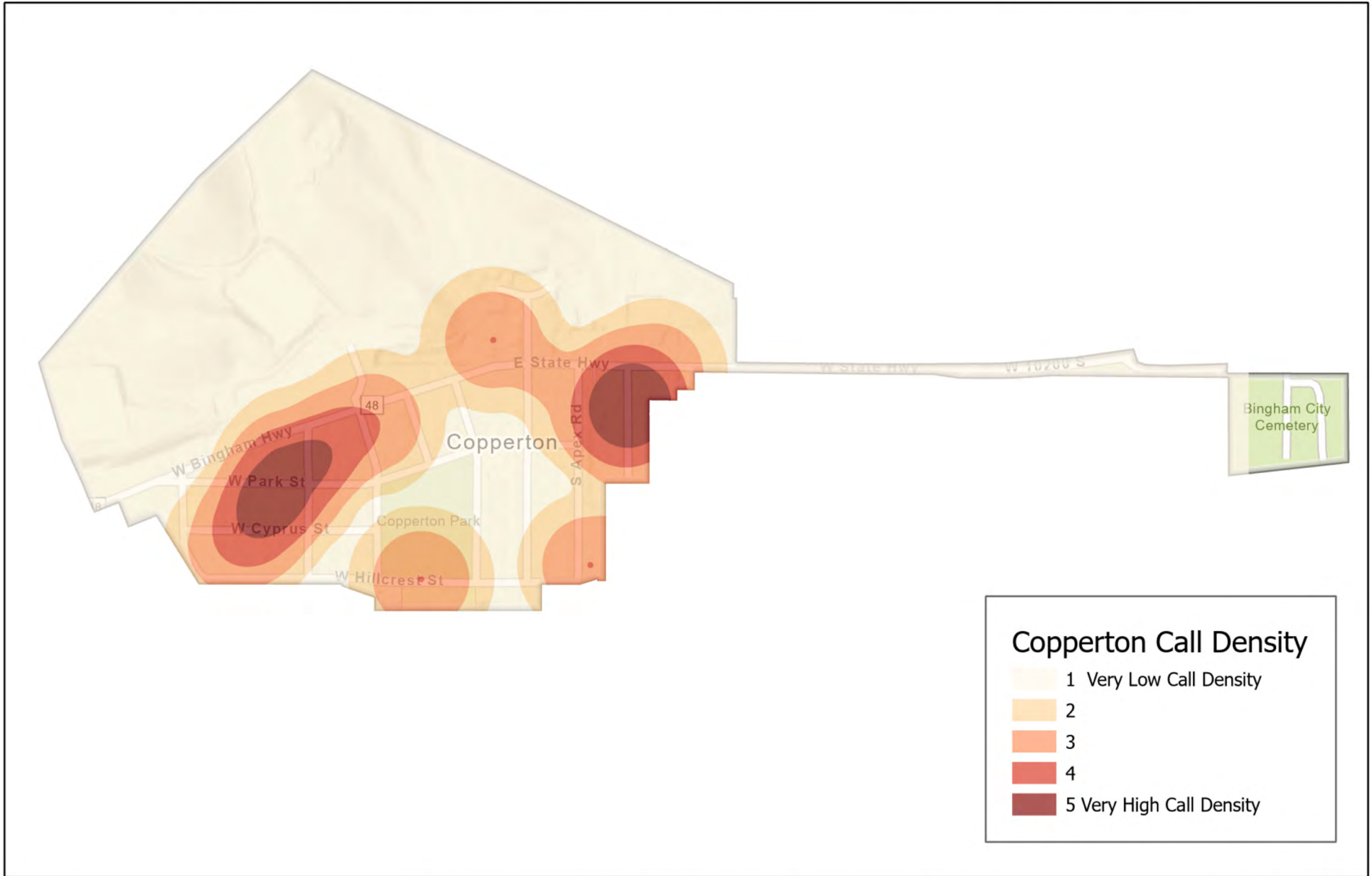
UFA CALL TYPE July 1 to September 30 2021



Copperton Metro-Township



UFA CALL DENSITY July 1 to September 30 2021



Copperton Metro-Township

