



# Unified Fire Quarterly Report EAGLE MOUNTAIN

Quarter 1  
Jan. 1, 2021 - Mar. 31, 2021

## Call Volume

TOTAL INCIDENTS

**293**

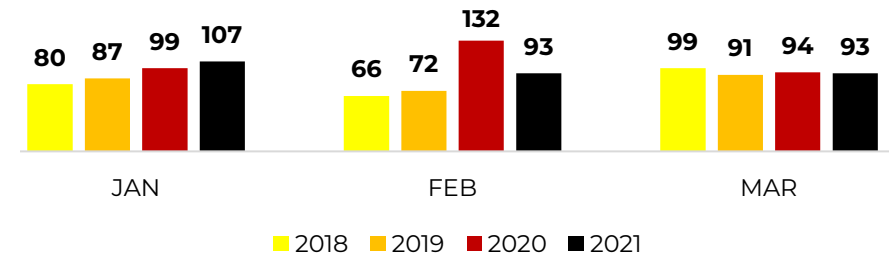
EMERGENT

**159**

% EMERGENT

**54.3%**

## Four Year Monthly Comparison



## Call Type

TOP **FIRE** DISPATCHES

- Structure Fire **(3)**
- Mobile Property (vehicle) Fire **(1)**
- Natural Vegetation Fire **(1)**
- Fire, Other **(1)**

TOP **EMS** DISPATCHES

- Medical **(41)**
- Sick Person **(27)**
- Unconscious **(20)**
- Traffic/Transportation Incidents **(18)**
- Breathing Problem **(17)**

TOP **OTHER** DISPATCHES

- Unintentional System/Detector **(11)**
- System/Detector Malfunction **(8)**
- Combustible/Flammable Spills & Leaks **(5)**
- Chemical Release/Reaction, Toxic Condition **(5)**
- Water Problem **(1)**

## Incoming Unit Responses (Engine, Ladder, Ambulance)

Station	Units	%
252 - Ranches	288	62.20%
251 - City Center	170	36.72%
124 - E. Riverton	2	0.43%
103 - Herriman	1	0.22%
120 - Riverton	1	0.22%
125 - Midvale	1	0.22%

Station	Units	%
<b>Total</b>	<b>463</b>	<b>100%</b>

\*Most incidents require multiple unit responses

## Emergent Total Time

50TH PERCENTILE

90TH PERCENTILE

**06:24 11:08**

\*Dispatch to Arrival (does not include call processing time)

**Eagle Mountain Liaison**

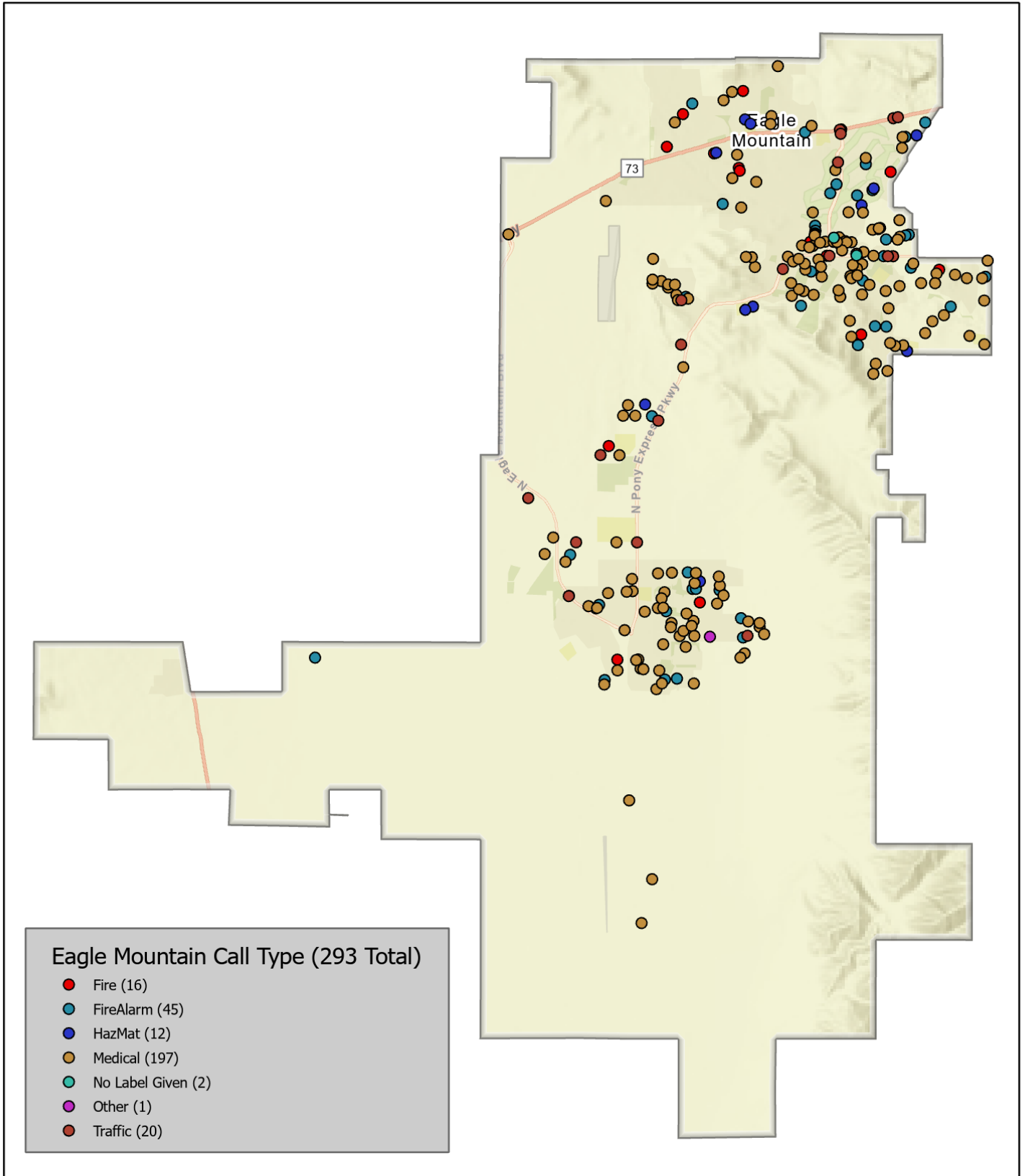
Battalion Chief Ross Fowlks

(801) 680-9108


rfofowlks@unifiedfire.org



# UFA CALL TYPE January 1 to March 31 2021



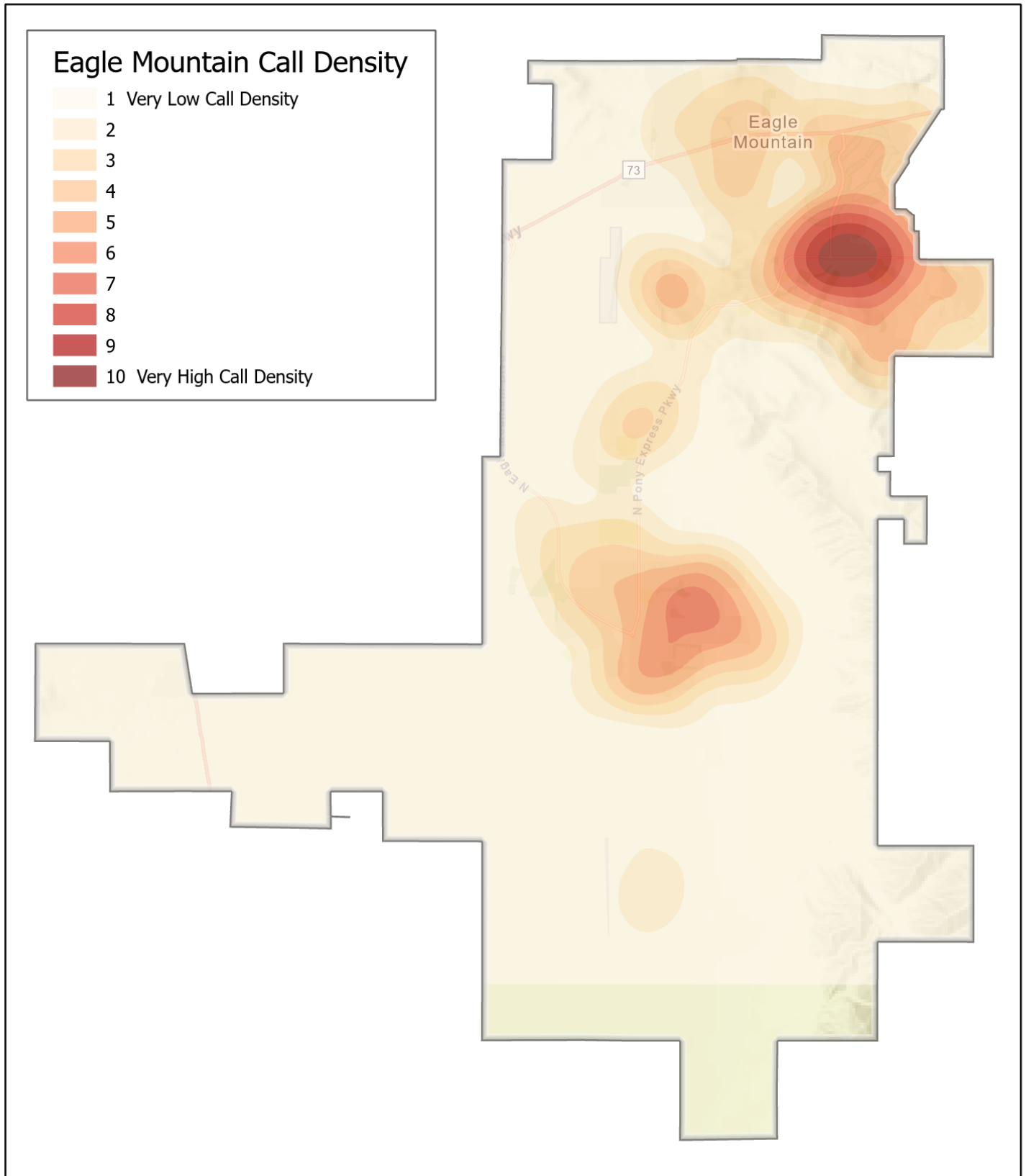
## Eagle Mountain




4/9/2021



# UFA CALL DENSITY January 1 to March 31 2021



## Eagle Mountain



4/14/2021