



Unified Fire Quarterly Report EAGLE MOUNTAIN

Quarter 2
April 1, 2021 - June 30, 2021

Call Volume

TOTAL INCIDENTS

332

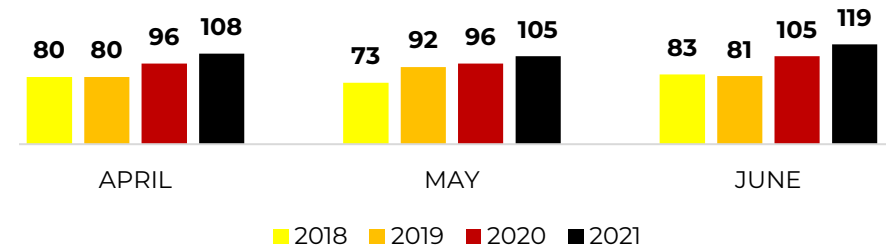
EMERGENT

169

% EMERGENT

51%

Four Year Monthly Comparison



Call Type

TOP **FIRE** DISPATCHES

- Natural Vegetation Fire **(2)**
- Outside Rubbish Fire **(1)**
- Structure Fire **(1)**

TOP **EMS** DISPATCHES

- Medical **(28)**
- Traffic/Transportation Incidents **(28)**
- Sick Person **(23)**
- Breathing Problem **(22)**
- Seizure **(20)**

TOP **OTHER** DISPATCHES

- Unintentional System/Detector **(21)**
- System/Detector Malfunction **(8)**
- Combustible/Flammable Spills & Leaks **(7)**
- Chemical Release/Reaction, Toxic Condition **(2)**
- Electrical Wiring/Equipment Problem **(2)**

Incoming Unit

TOP ENGINE/TRUCK RESPONSES

Station	Units	%
252 - Ranches	221	59.57%
251 - City Center	150	40.43%
Total	371	100%

TOP AMBULANCE RESPONSES

Station	Units	%
252 - Ranches	76	51.35%
251 - City Center	72	48.65%
Total	148	100%

Emergent Total Time

50TH PERCENTILE

06:45

90TH PERCENTILE

10:47

**Dispatch to Arrival (does not include call processing time)*

Eagle Mountain Liaison
Battalion Chief Bret Fossum
(801) 310-6262
efossum@unifiedfire.org

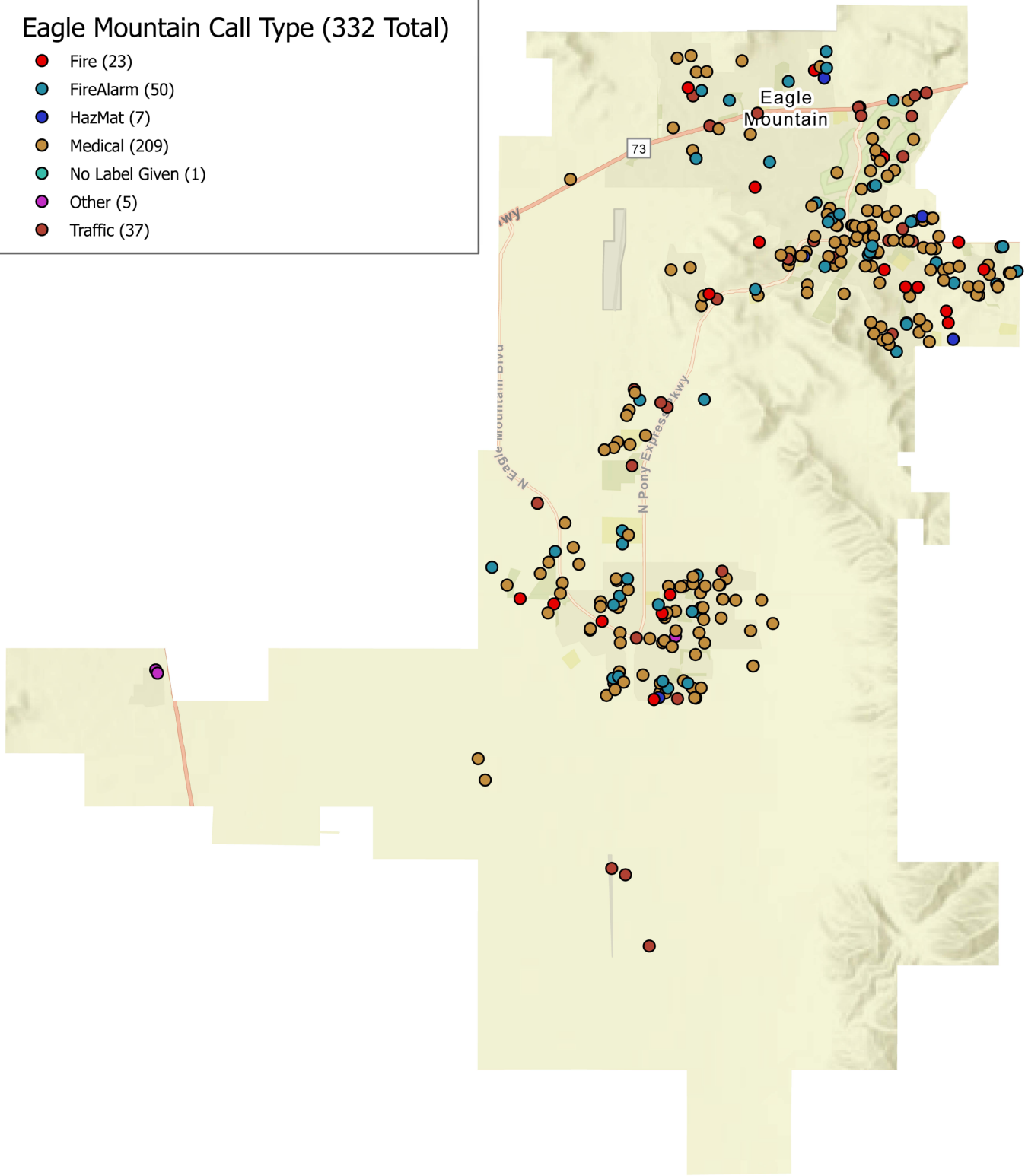


*Most incidents require multiple unit responses


UFA CALL TYPE April 1 to June 30 2021

Eagle Mountain Call Type (332 Total)

- Fire (23)
- FireAlarm (50)
- HazMat (7)
- Medical (209)
- No Label Given (1)
- Other (5)
- Traffic (37)



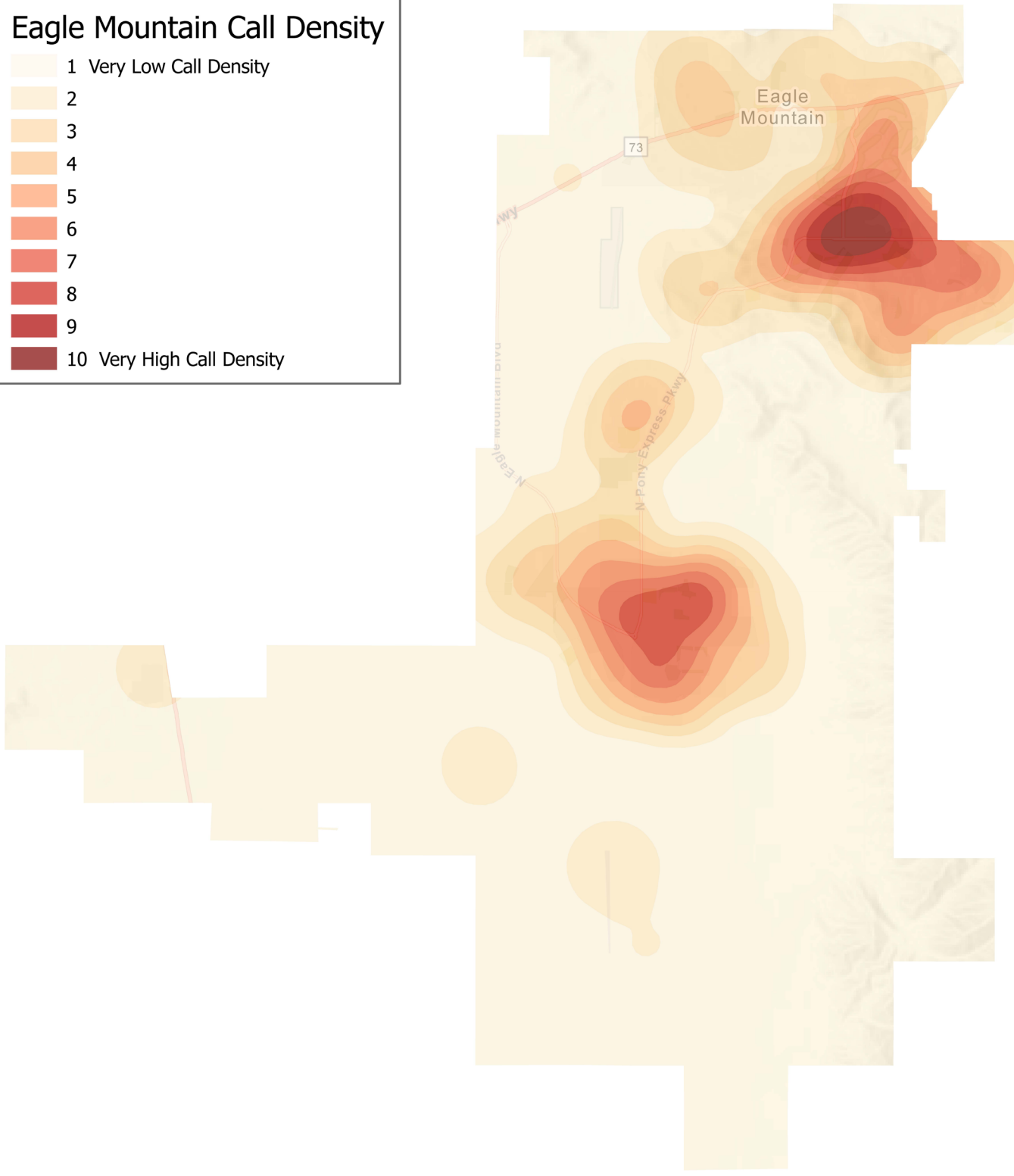
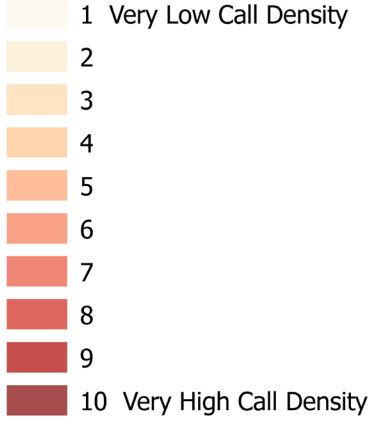
Eagle Mountain



7/9/2021

UFA CALL DENSITY April 1 to June 30 2021

Eagle Mountain Call Density



Eagle Mountain

