



# Unified Fire Quarterly Report

## EMIGRATION TOWNSHIP

Quarter 2  
April 1, 2021 - June 30, 2021

### Call Volume

TOTAL INCIDENTS

**33**

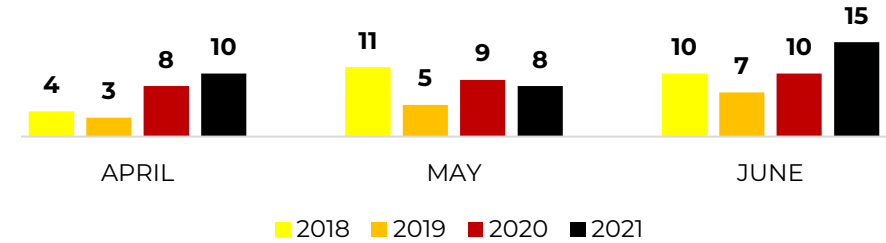
EMERGENT

**5**

% EMERGENT

**15%**

### Four Year Monthly Comparison



### Call Type

**FIRE** DISPATCHES

- N/A

TOP **EMS** DISPATCHES

- Trauma **(5)**
- Traffic/Transportation Incidents **(3)**
- Breathing Problem **(2)**
- Rollover **(2)**
- Stroke **(1)**

TOP **OTHER** DISPATCHES

- Unintentional System/Detector **(1)**
- Electrical Wiring/Equipment Problem **(1)**
- False Alarm/False Call **(1)**

### Incoming Unit

TOP ENGINE/TRUCK RESPONSES

Station	Units	%
119 - Emigration	29	90.63%
106 - E. Millcreek	2	6.25%
102 - Magna	1	3.13%
<b>Total</b>	<b>32</b>	<b>100%</b>

TOP AMBULANCE RESPONSES

Station	Units	%
106 - E. Millcreek	16	72.73%
101 - Millcreek	3	13.64%
104 - Holladay	2	9.09%
126 - Midvale	1	4.55%
<b>Total</b>	<b>22</b>	<b>100%</b>

\*Most incidents require multiple unit responses

### Emergent Total Time

50TH PERCENTILE

**05:08**

90TH PERCENTILE

**13:29**

\*Dispatch to Arrival (does not include call processing time)

**Emigration Township Liaison**

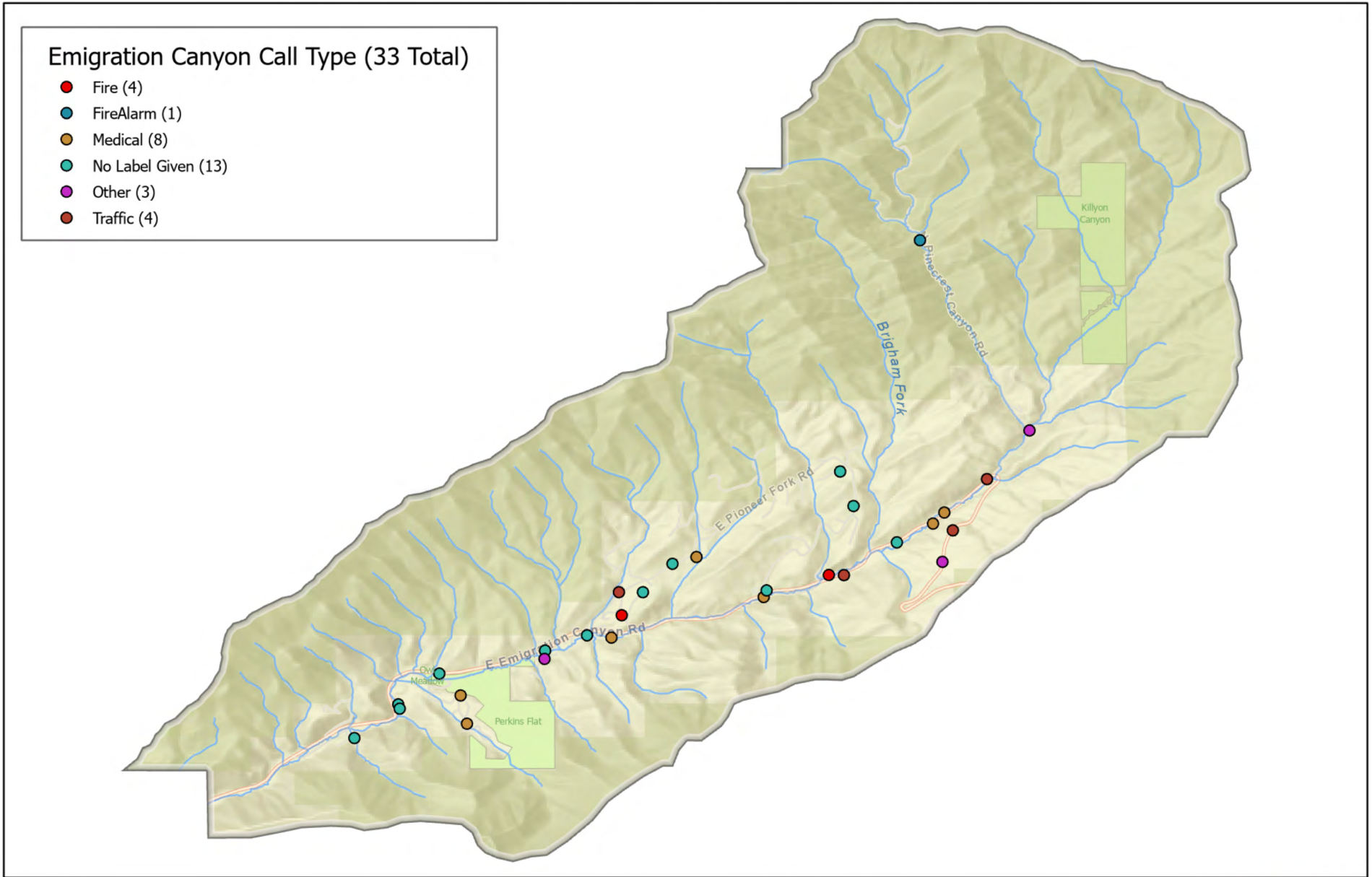
Captain Michael Conn

(801) 809-2210


mconn@unifiedfire.org



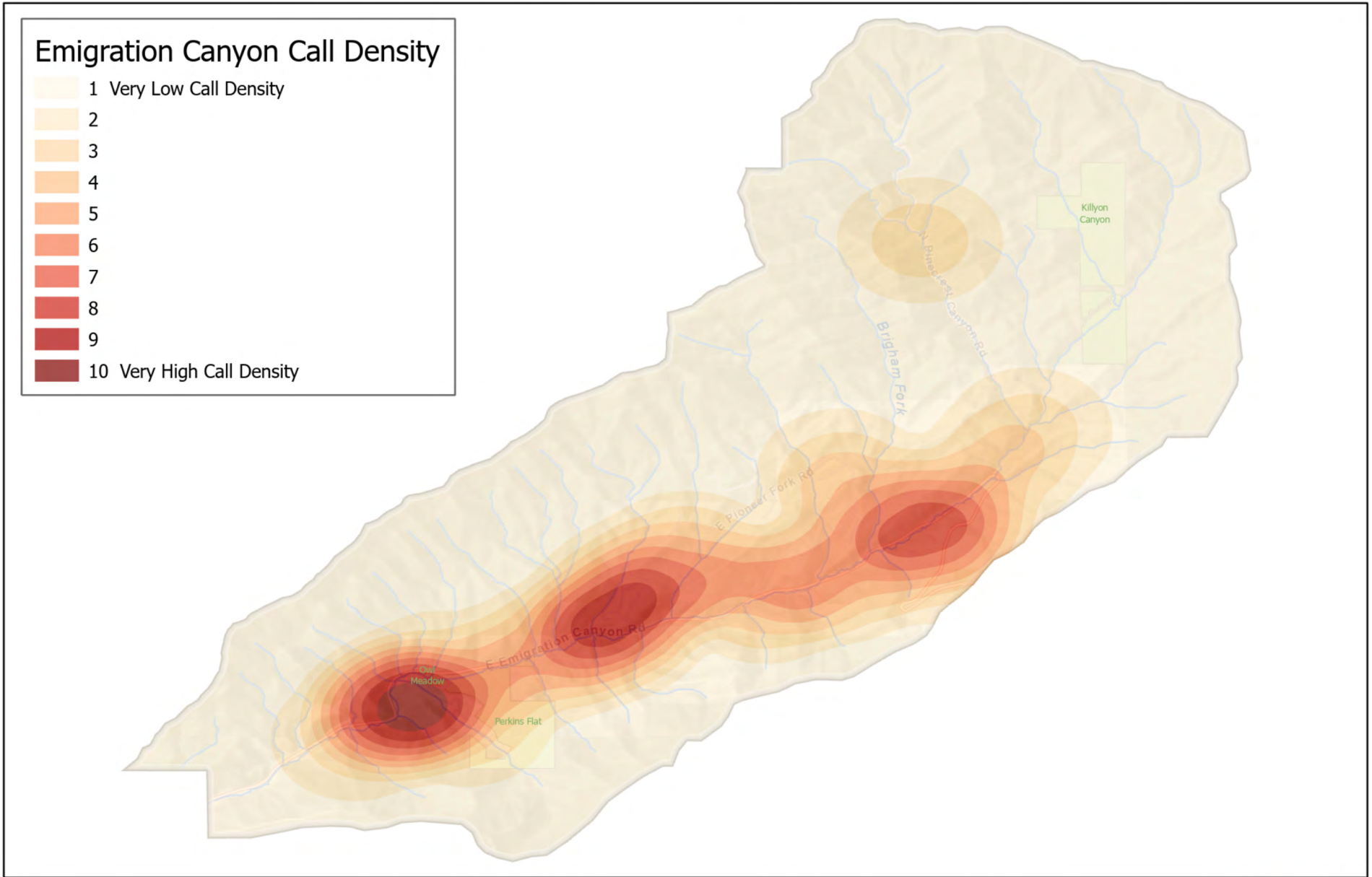
# UFA CALL TYPE April to June 30 2021



## Emigration Canyon Metro Township



# UFA CALL DENSITY April 1 to June 30 2021



## Emigration Canyon Metro Township

