



Unified Fire Quarterly Report

EMIGRATION TOWNSHIP

Quarter 3
July 1, 2021 - Sept. 30, 2021

Call Volume

TOTAL INCIDENTS

32

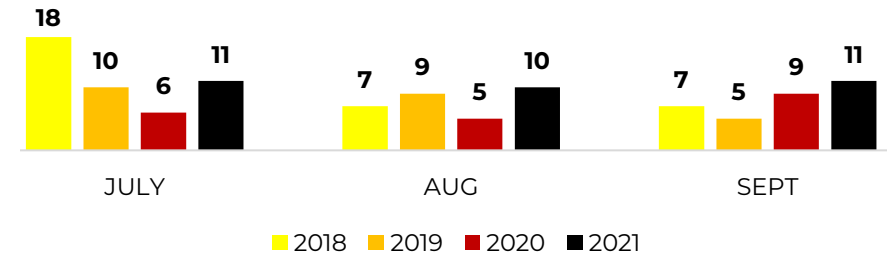
EMERGENT

5

% EMERGENT

16%

Four Year Monthly Comparison



Call Type

FIRE DISPATCHES

- N/A

TOP **EMS** DISPATCHES

- Traffic/Transportation Incidents **(3)**
- Chest Pain **(1)**
- Sick Person **(1)**
- Allergic Reaction **(1)**
- Falls **(1)**

TOP **OTHER** DISPATCHES

- Unintentional System/Detector **(4)**
- Combustible/Flammable Spills & Leaks **(4)**
- System/Detector Malfunction **(3)**
- Public Service Assistance **(2)**
- Animal Problem, or Rescue **(1)**

Incoming Unit

TOP ENGINE/TRUCK RESPONSES

Station	Units	%
119 - Emigration	27	93.1%
106 - E. Millcreek	2	6.9%
Total	29	100%

TOP AMBULANCE RESPONSES

Station	Units	%
106 - E. Millcreek	8	61.54%
101 - Millcreek	3	23.08%
110 - C. Heights	1	7.69%
126 - Midvale	1	7.69%
Total	13	100%

*Most incidents require multiple unit responses

Emergent Total Time

50TH PERCENTILE

06:28

90TH PERCENTILE

14:43

*Dispatch to Arrival (does not include call processing time)

Emigration Township Liaison

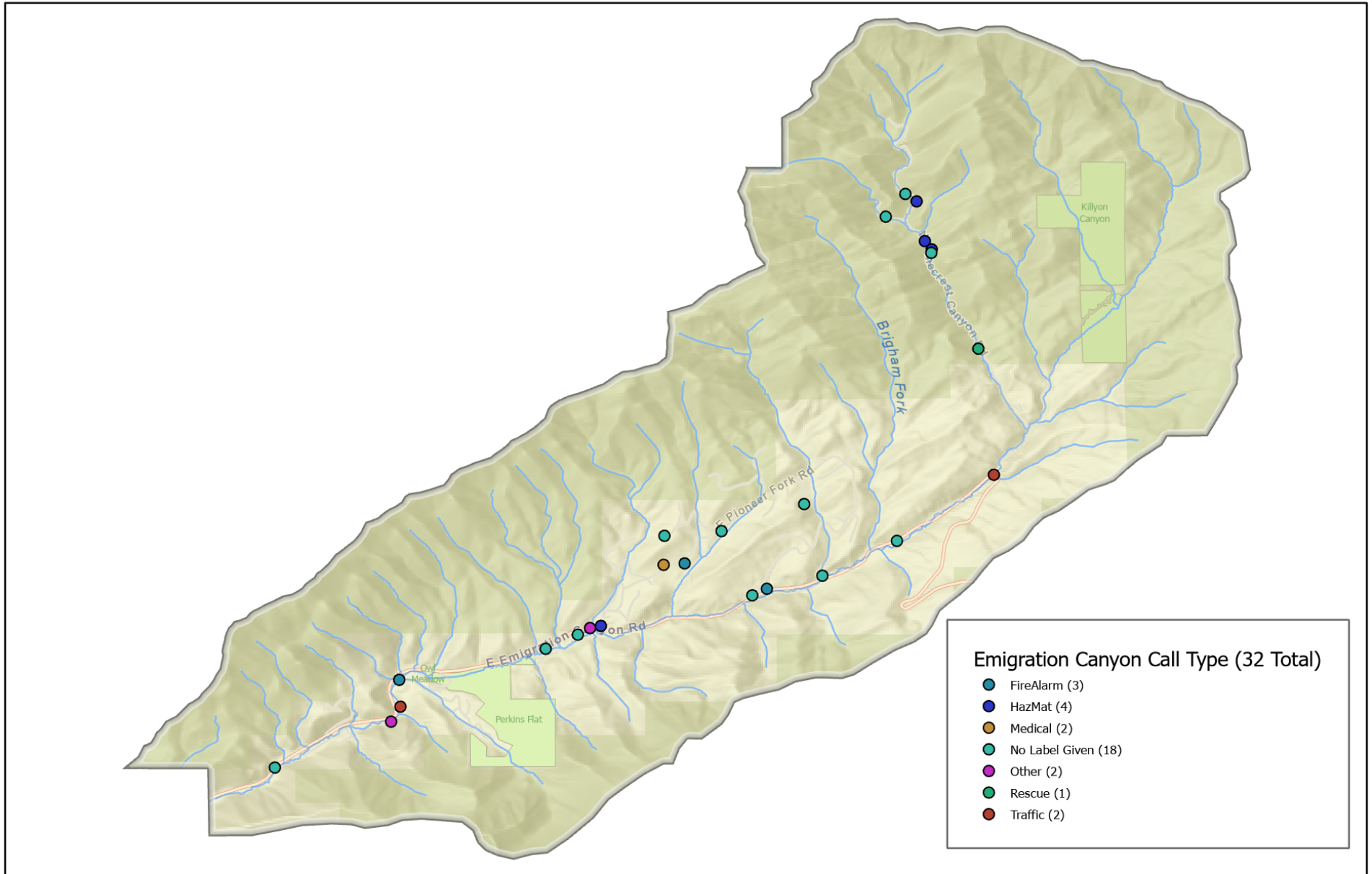
Captain Michael Conn

(801) 809-2210


mconn@unifiedfire.org



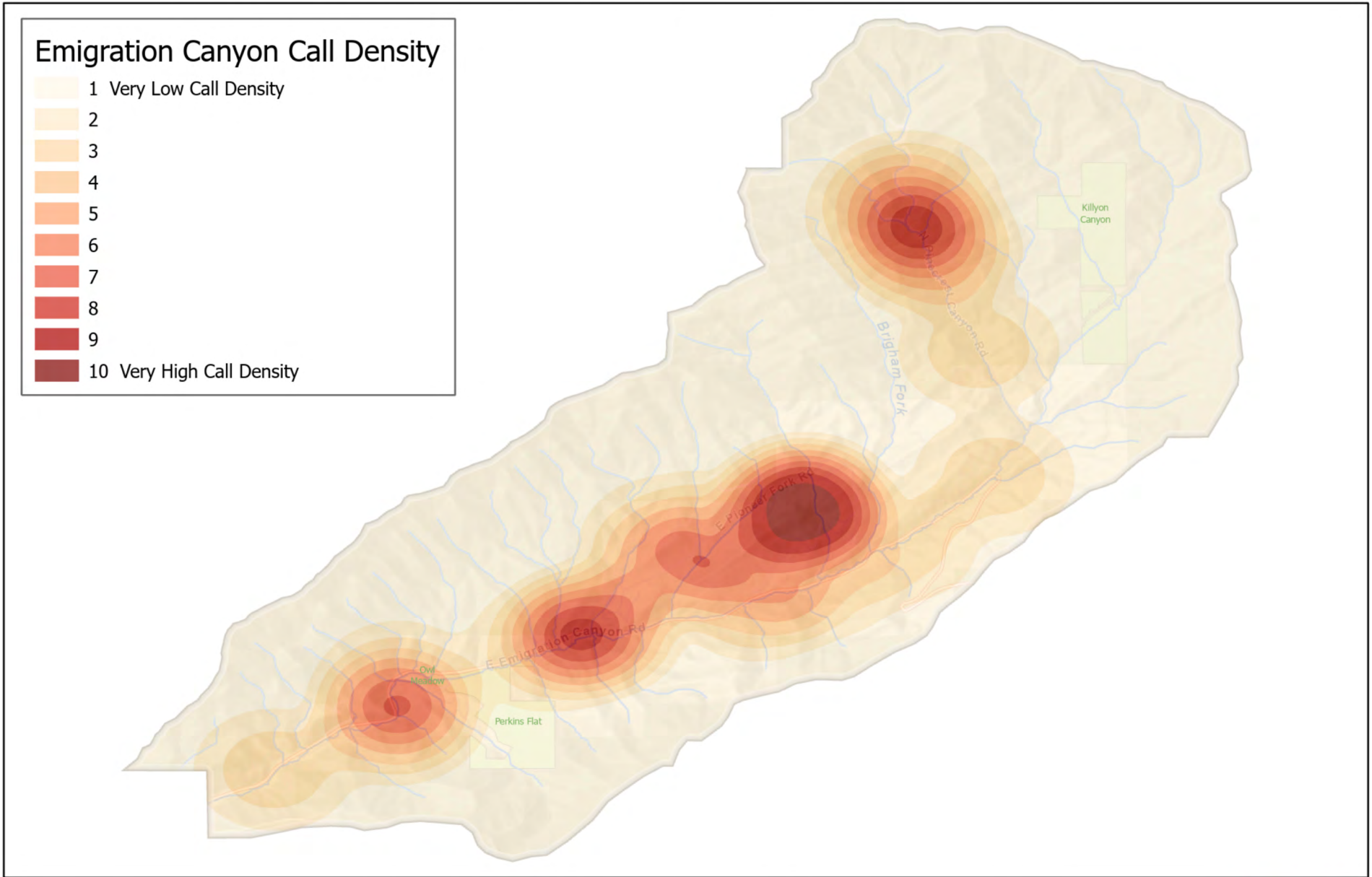
UFA CALL TYPE July to September 30 2021



Emigration Canyon Metro Township



UFA CALL DENSITY July 1 to September 30 2021



Emigration Canyon Metro Township

