



# Unified Fire Quarterly Report

## HERRIMAN CITY

Quarter 1  
Jan. 1, 2021 - Mar. 31, 2021

### Call Volume

TOTAL INCIDENTS

**382**

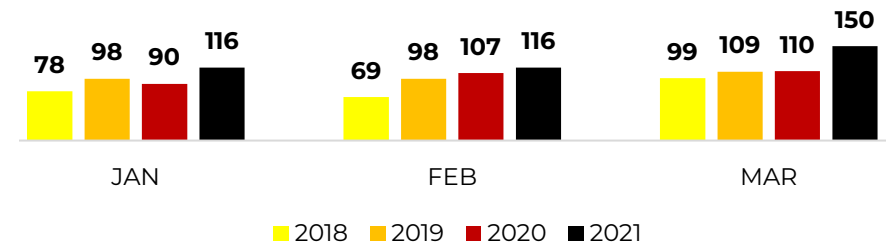
EMERGENT

**141**

% EMERGENT

**36.9%**

### Four Year Monthly Comparison



### Call Type

TOP **FIRE** DISPATCHES

- Structure Fire **(4)**
- Outside Rubbish Fire **(3)**

TOP **EMS** DISPATCHES

- Falls **(15)**
- Sick Person **(12)**
- Breathing Problem **(10)**
- Traffic/Transportation Incidents **(9)**
- Overdose **(8)**

TOP **OTHER** DISPATCHES

- System/Detector Malfunction **(15)**
- Unintentional System/Detector **(14)**
- Combustible/Flammable Spills & Leaks **(6)**
- Public Service Assistance **(5)**
- Chemical Release/Reaction, Toxic Condition **(4)**

### Incoming Unit Responses (Engine, Ladder, Ambulance)

Station	Units	%
121 - Riverton	259	44.89%
103 - Herriman	164	28.42%
123 - Rosecrest	132	22.88%
120 - Riverton	17	2.95%
115 - Copperton	3	0.52%
101 - Millcreek	1	0.17%

Station	Units	%
109 - Kearns	1	0.17%
<b>Total</b>	<b>577</b>	<b>100%</b>

\*Most incidents require multiple unit responses

### Emergent Total Time

50TH PERCENTILE

**06:08**

90TH PERCENTILE

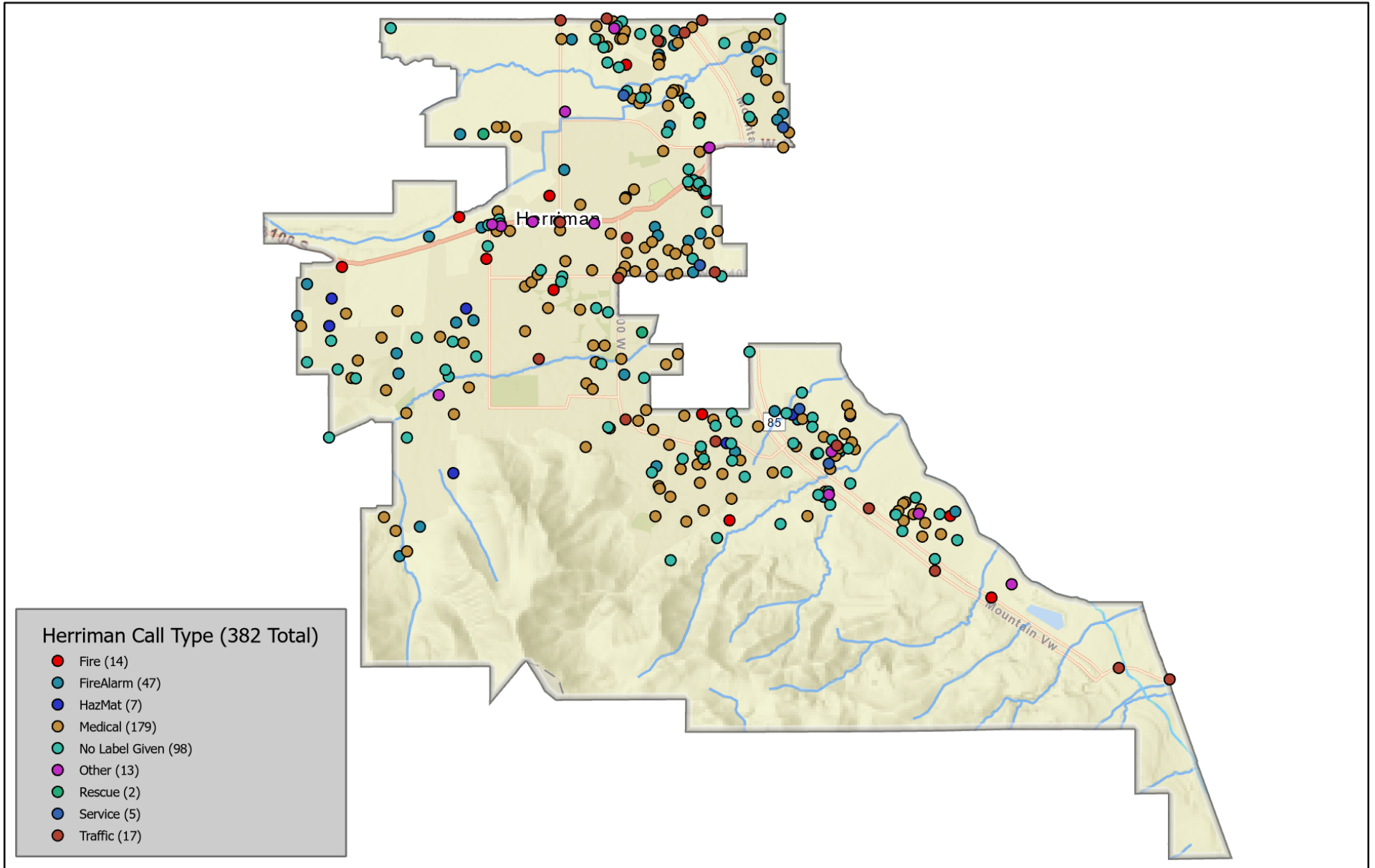
**10:52**

\*Dispatch to Arrival (does not include call processing time)

**Herriman City Liaison**  
Division Chief Anthony Widdison  
(801) 631-9824  
awiddison@unifiedfire.org



# UFA CALL TYPE January 1 to March 31 2021



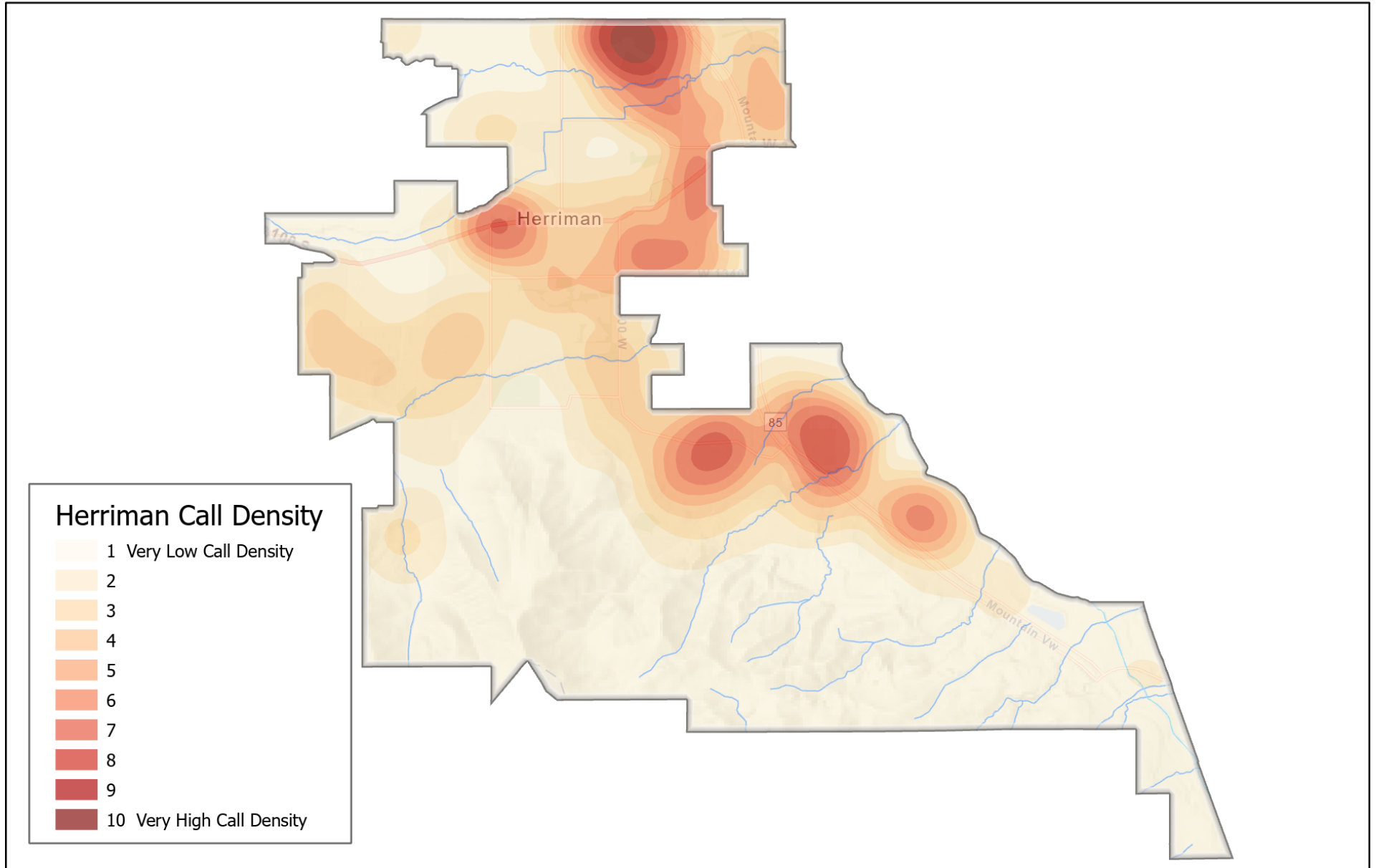
Herriman City

0 0.5 1 2 Miles


4/12/2021



# UFA CALL DENSITY January 1 to March 31 2021



## Herriman City



4/14/2021

