



Unified Fire Quarterly Report

HERRIMAN CITY

Quarter 2
April 1, 2021 - June 30, 2021

Call Volume

TOTAL INCIDENTS

489

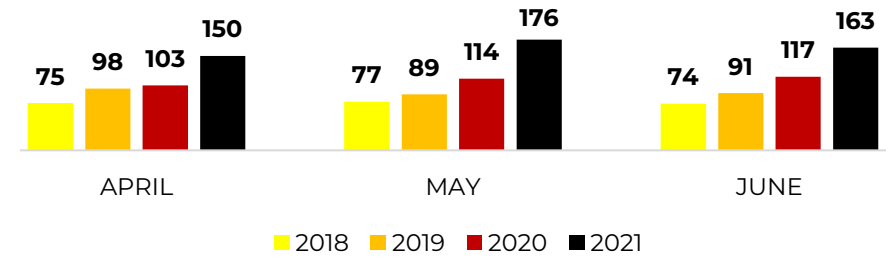
EMERGENT

51

% EMERGENT

10%

Four Year Monthly Comparison



Call Type

TOP **FIRE** DISPATCHES

- Structure Fire **(5)**
- Outside Rubbish Fire **(3)**
- Mobile Property (vehicle) Fire **(2)**
- Fire, Other **(1)**

TOP **EMS** DISPATCHES

- Sick Person **(43)**
- Falls **(39)**
- Traffic/Transportation Incidents **(32)**
- Unconscious **(23)**
- Seizure **(21)**

TOP **OTHER** DISPATCHES

- Unintentional System/Detector **(18)**
- Public Service Assistance **(11)**
- System/Detector Malfunction **(11)**
- False Alarm/False Call **(7)**
- Combustible/Flammable Spills & Leaks **(6)**

Incoming Unit

TOP ENGINE/TRUCK RESPONSES

Station	Units	%
103 - Herriman	231	48.73%
123 - Rosecrest	171	36.08%
121 - Riverton	65	13.71%
Others	7	1.47%
Total	474	100%

TOP AMBULANCE RESPONSES

Station	Units	%
121 - Riverton	199	86.9%
120 - Riverton	30	13.1%
Total	229	100%

Emergent Total Time

50TH PERCENTILE

07:01

90TH PERCENTILE

13:16

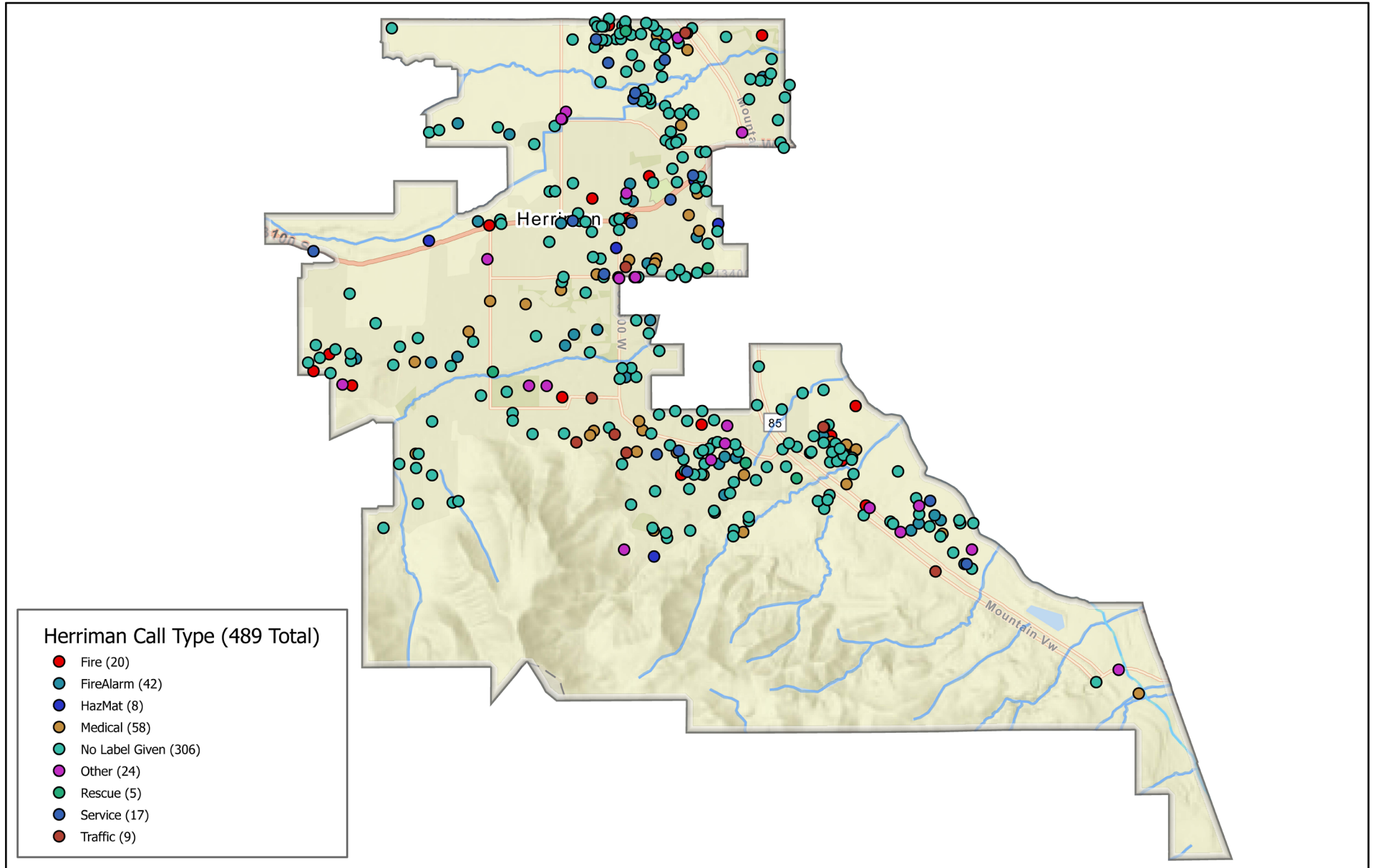
**Dispatch to Arrival (does not include call processing time)*

**Most incidents require multiple unit responses (top three shown)*

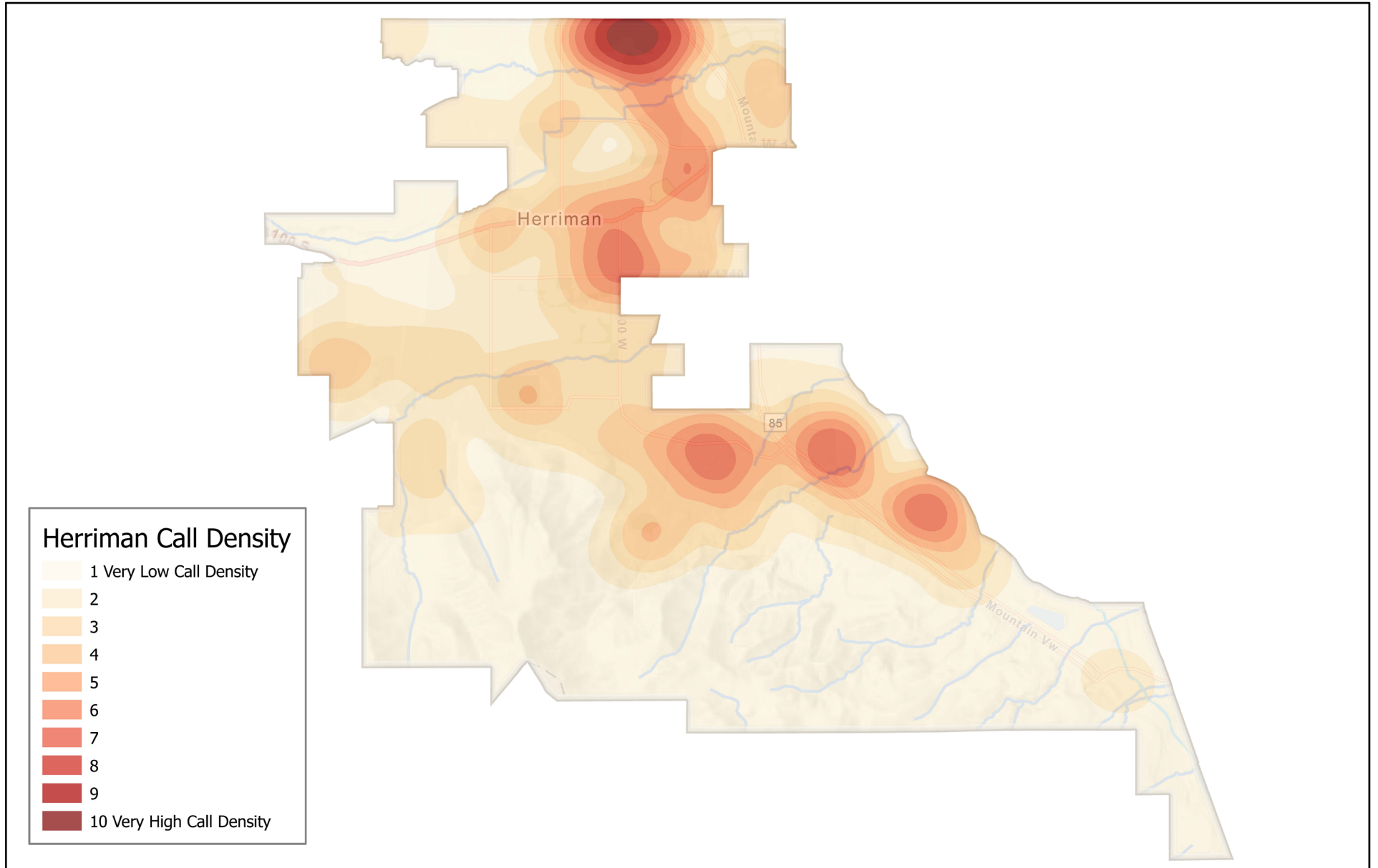
Herriman City Liaison
Division Chief Anthony Widdison
(801) 631-9824
awiddison@unifiedfire.org



UFA CALL TYPE April 1 to June 30 2021



UFA CALL DENSITY April 1 to June 30



Herriman City



7/8/2021

