



Unified Fire Quarterly Report HERRIMAN CITY

Quarter 3
July 1, 2021 - Sept. 30, 2021

Call Volume

TOTAL INCIDENTS

440

EMERGENT

63

% EMERGENT

14%

Call Type

TOP **FIRE** DISPATCHES

- Structure Fire **(4)**
- Natural Vegetation Fire **(2)**
- Special Outside Fire **(1)**

TOP **EMS** DISPATCHES

- Sick Person **(38)**
- Falls **(31)**
- Breathing Problem **(30)**
- Traffic/Transportation Incidents **(27)**
- Unconscious **(18)**

TOP **OTHER** DISPATCHES

- Unintentional System/Detector **(17)**
- Public Service Assistance **(10)**
- System/Detector Malfunction **(6)**
- Combustible/Flammable Spills & Leaks **(5)**
- Chemical Release/Reaction, Toxic Condition **(4)**

Incoming Unit

TOP ENGINE/TRUCK RESPONSES

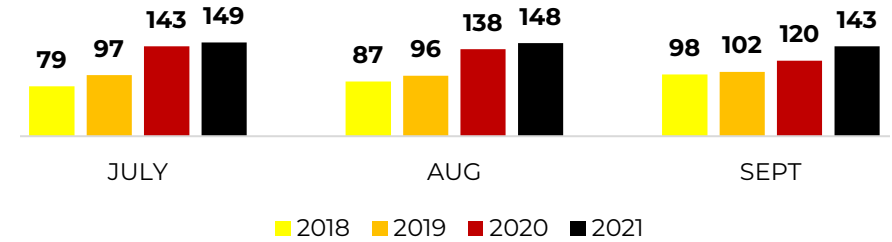
Station	Units	%
103 - Herriman	211	50.24%
123 - Rosecrest	162	38.57%
121 - Riverton	43	10.24%
115 - Copperton	4	0.95%
Total	420	100%

TOP AMBULANCE RESPONSES

Station	Units	%
121 - Riverton	194	93.27%
120 - Riverton	11	5.29%
104 - Holladay	2	0.96%
117 - Taylorsville	1	0.48%
Total	208	100%

*Most incidents require multiple unit responses

Four Year Monthly Comparison



Emergent Total Time

50TH PERCENTILE

05:45

90TH PERCENTILE

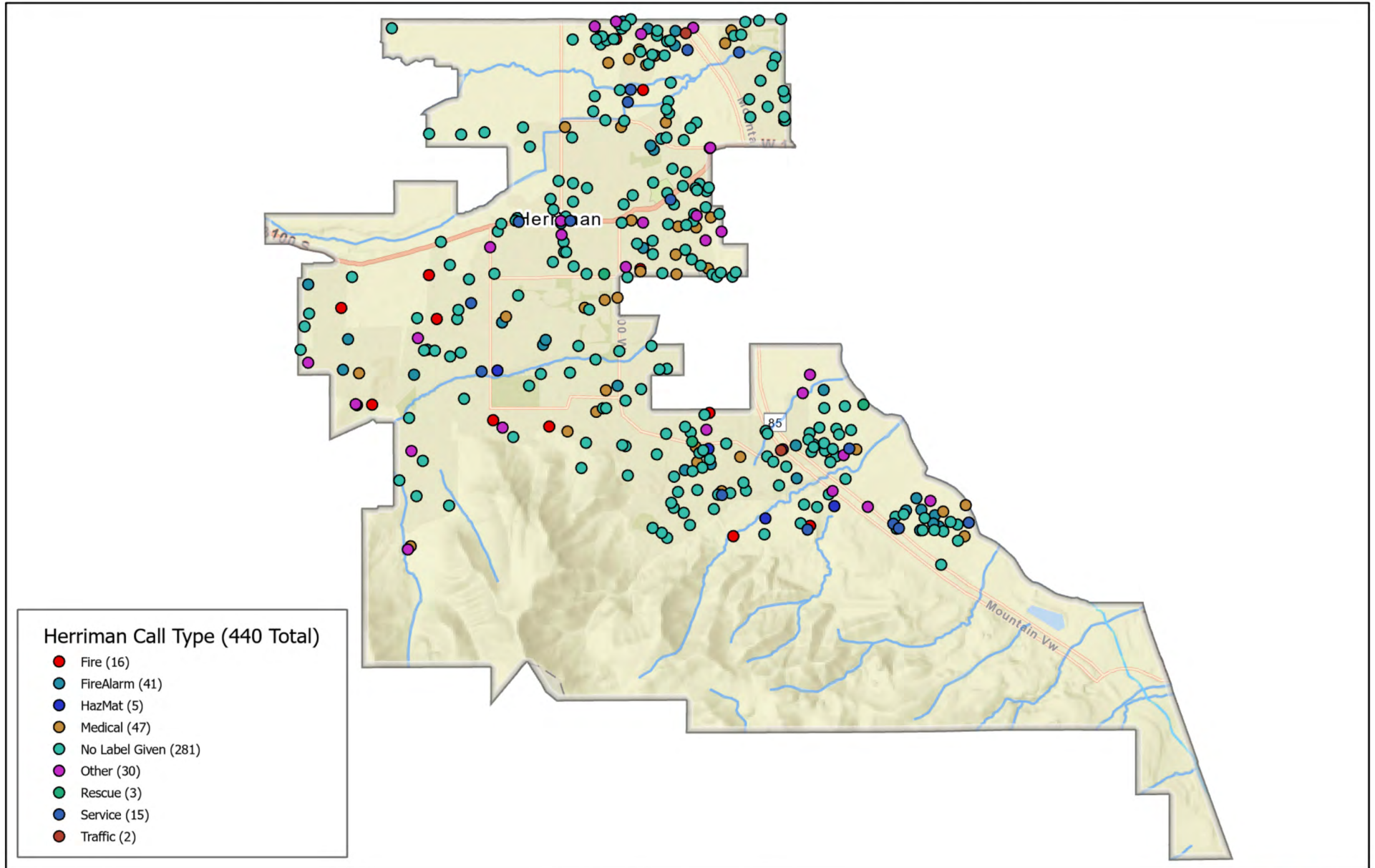
08:36

*Dispatch to Arrival (does not include call processing time)

Herriman City Liaison
Division Chief Anthony Widdison
(801) 631-9824
awiddison@unifiedfire.org



UFA CALL TYPE July 1 to September 30 2021



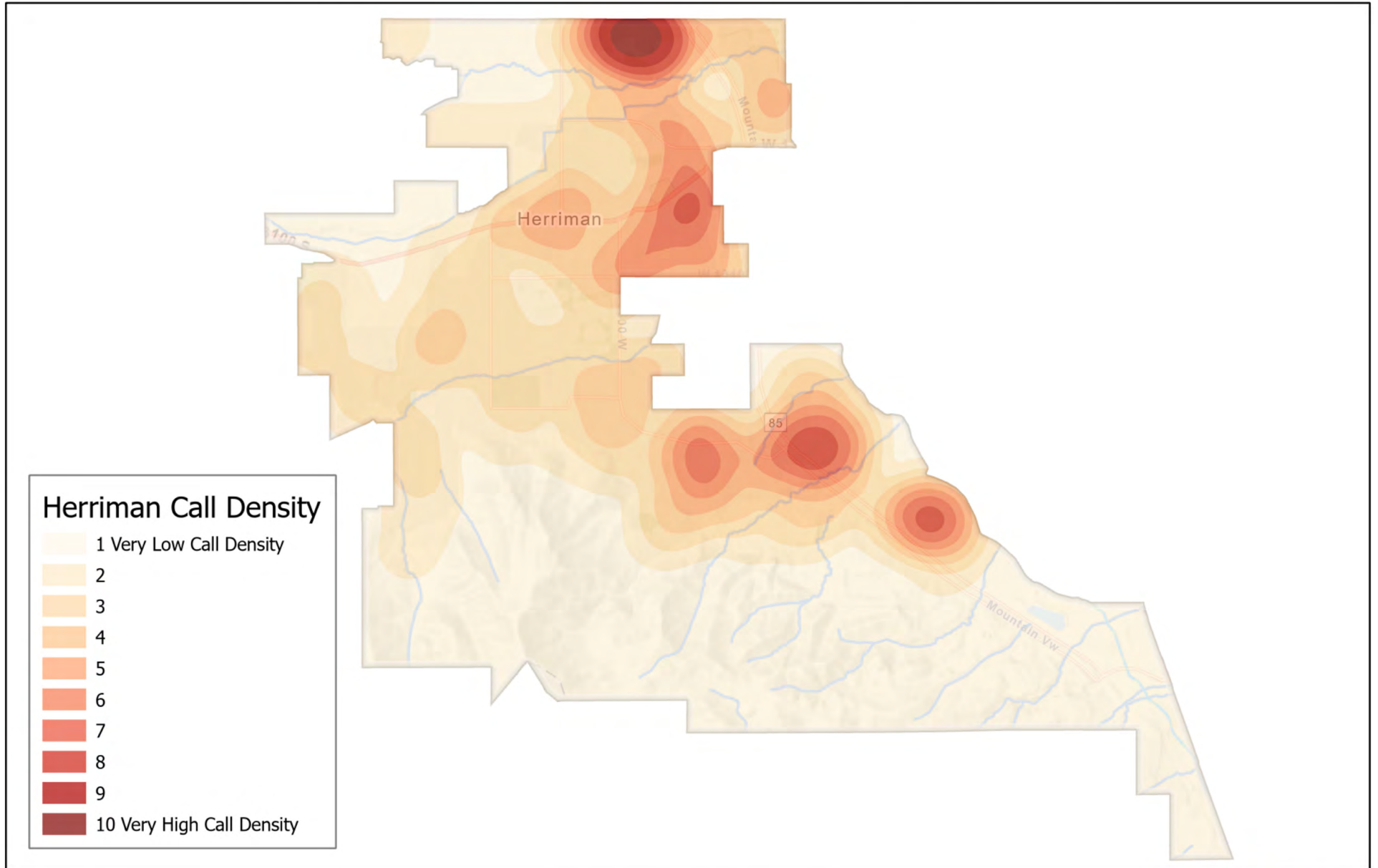
Herriman City



10/11/2021



UFA CALL DENSITY July 1 to September 30



Herriman City



10/5/2021

