



Unified Fire Quarterly Report

MIDVALE CITY

Quarter 2
April 1, 2021 - June 30, 2021

Call Volume

TOTAL INCIDENTS

949

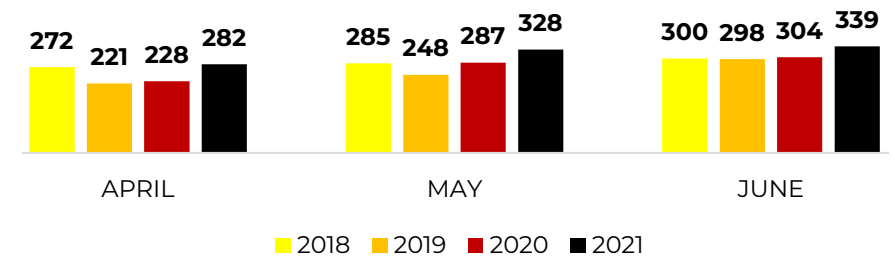
EMERGENT

111

% EMERGENT

12%

Four Year Monthly Comparison



Call Type

TOP **FIRE** DISPATCHES

- Structure Fire **(13)**
- Outside Rubbish Fire **(8)**
- Natural Vegetation Fire **(6)**
- Mobile Property (vehicle) Fire **(3)**
- Cultivated Vegetation, Crop Fire **(1)**

TOP **EMS** DISPATCHES

- Sick Person **(102)**
- Falls **(63)**
- Overdose **(47)**
- Breathing Problem **(41)**
- Mental **(37)**

TOP **OTHER** DISPATCHES

- Public Service Assistance **(27)**
- Unintentional System/Detector **(21)**
- System/Detector Malfunction **(18)**
- Combustible/Flammable Spills & Leaks **(9)**
- Weather, Flood, Natural Disaster **(5)**

Incoming Unit

TOP ENGINE/TRUCK RESPONSES

| Station | Units | % |
|------------------|------------|-------------|
| 125 - Midvale | 477 | 53.06% |
| 126 - Midvale | 386 | 42.94% |
| 110 - C. Heights | 25 | 2.78% |
| Others | 11 | 1.22% |
| Total | 899 | 100% |

TOP AMBULANCE RESPONSES

| Station | Units | % |
|--------------------|------------|-------------|
| 126 - Midvale | 654 | 91.09% |
| 110 - C. Heights | 43 | 5.99% |
| 118 - Taylorsville | 13 | 1.81% |
| Others | 8 | 1.11% |
| Total | 718 | 100% |

*Most incidents require multiple unit responses (top three shown)

Emergent Total Time

50TH PERCENTILE

06:14

90TH PERCENTILE

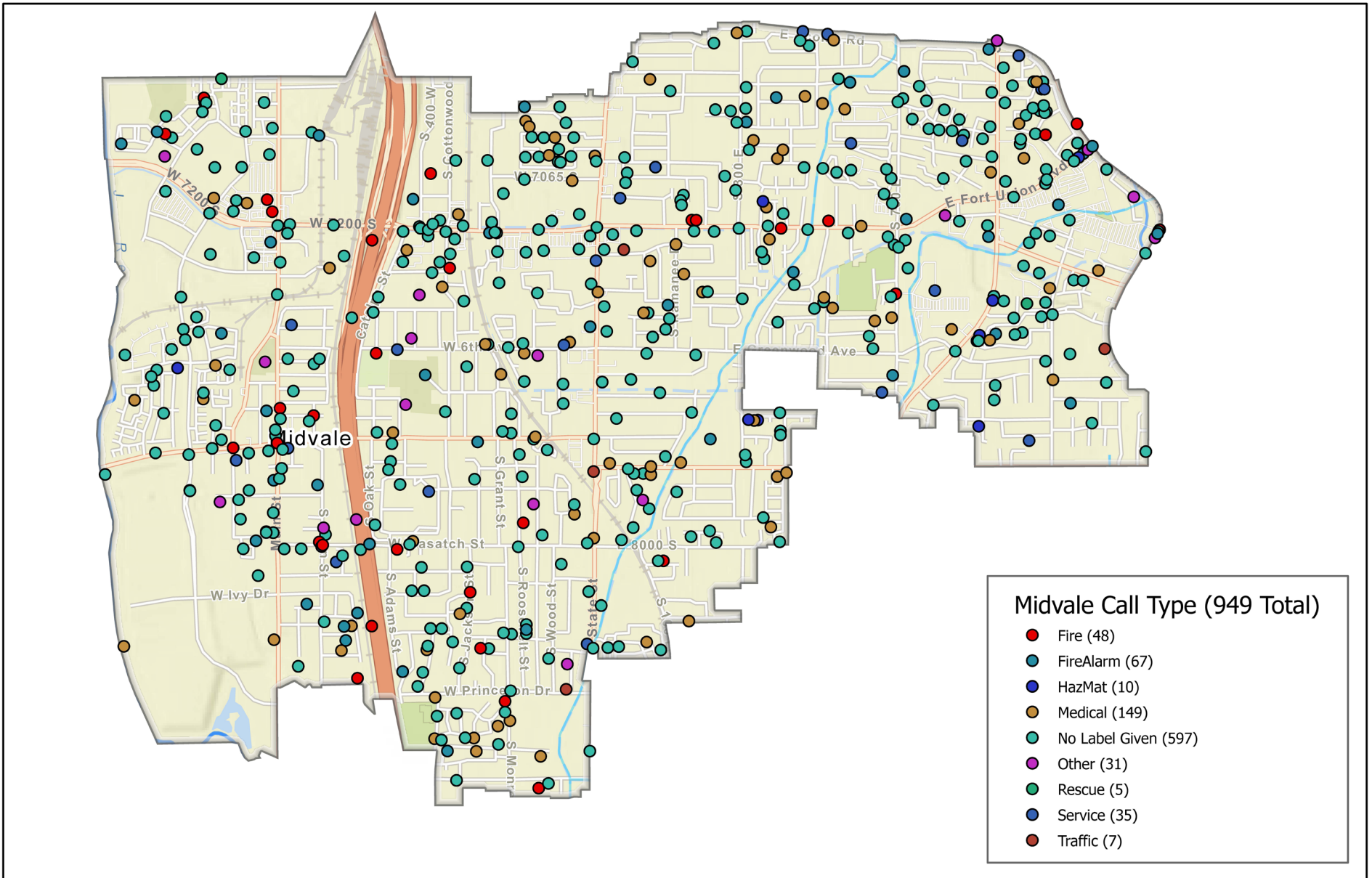
09:25

*Dispatch to Arrival (does not include call processing time)


Midvale City Liaison
Division Chief Brad Larson
(801) 205-4080
blarson@unifiedfire.org



UFA CALL TYPE April 1 to June 30 2021



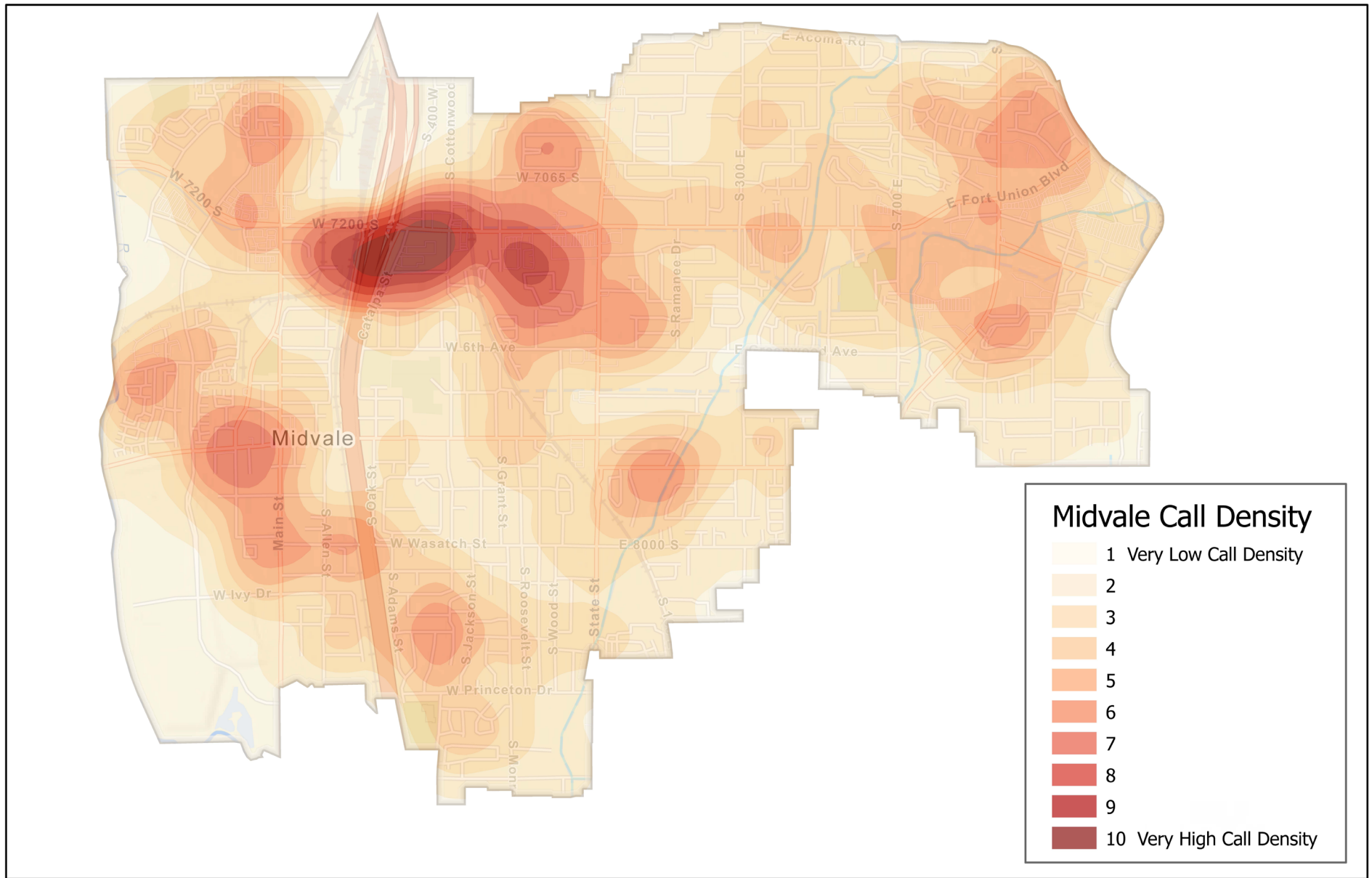
Midvale City




7/9/2021



UFA CALL DENSITY April 1 to June 30 2021



Midvale City



7/9/2021

