



# Unified Fire Quarterly Report MIDVALE CITY

Quarter 3  
July 1, 2021 - Sept. 30, 2021

## Call Volume

TOTAL INCIDENTS

**1,032**

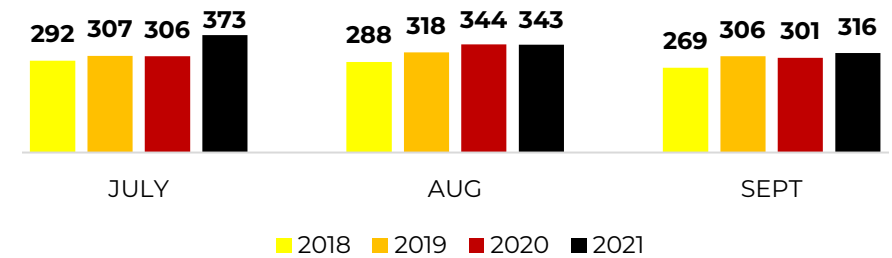
EMERGENT

**107**

% EMERGENT

**10%**

## Four Year Monthly Comparison



## Call Type

TOP **FIRE** DISPATCHES

- Outside Rubbish Fire **(8)**
- Structure Fire **(6)**
- Natural Vegetation Fire **(3)**
- Special Outside Fire **(1)**

TOP **EMS** DISPATCHES

- Sick Person **(118)**
- Falls **(82)**
- Breathing Problem **(52)**
- Traffic/Transportation Incidents **(46)**
- Seizure **(43)**

TOP **OTHER** DISPATCHES

- Electrical Wiring/Equipment Problem **(22)**
- Unintentional System/Detector **(19)**
- Public Service Assistance **(17)**
- System/Detector Malfunction **(14)**
- Chemical Reaction, or Toxic Condition **(6)**

## Incoming Unit

TOP ENGINE/TRUCK RESPONSES

Station	Units	%
125 - Midvale	476	50.32%
126 - Midvale	430	45.45%
110 - C. Heights	28	2.96%
Others	12	1.28%
<b>Total</b>	<b>946</b>	<b>100%</b>

TOP AMBULANCE RESPONSES

Station	Units	%
126 - Midvale	723	91.63%
110 - C. Heights	33	4.18%
118 - Taylorsville	21	2.66%
117 - Taylorsville	12	1.52%
<b>Total</b>	<b>789</b>	<b>100%</b>

## Emergent Total Time

50TH PERCENTILE

**05:35**

90TH PERCENTILE

**08:13**

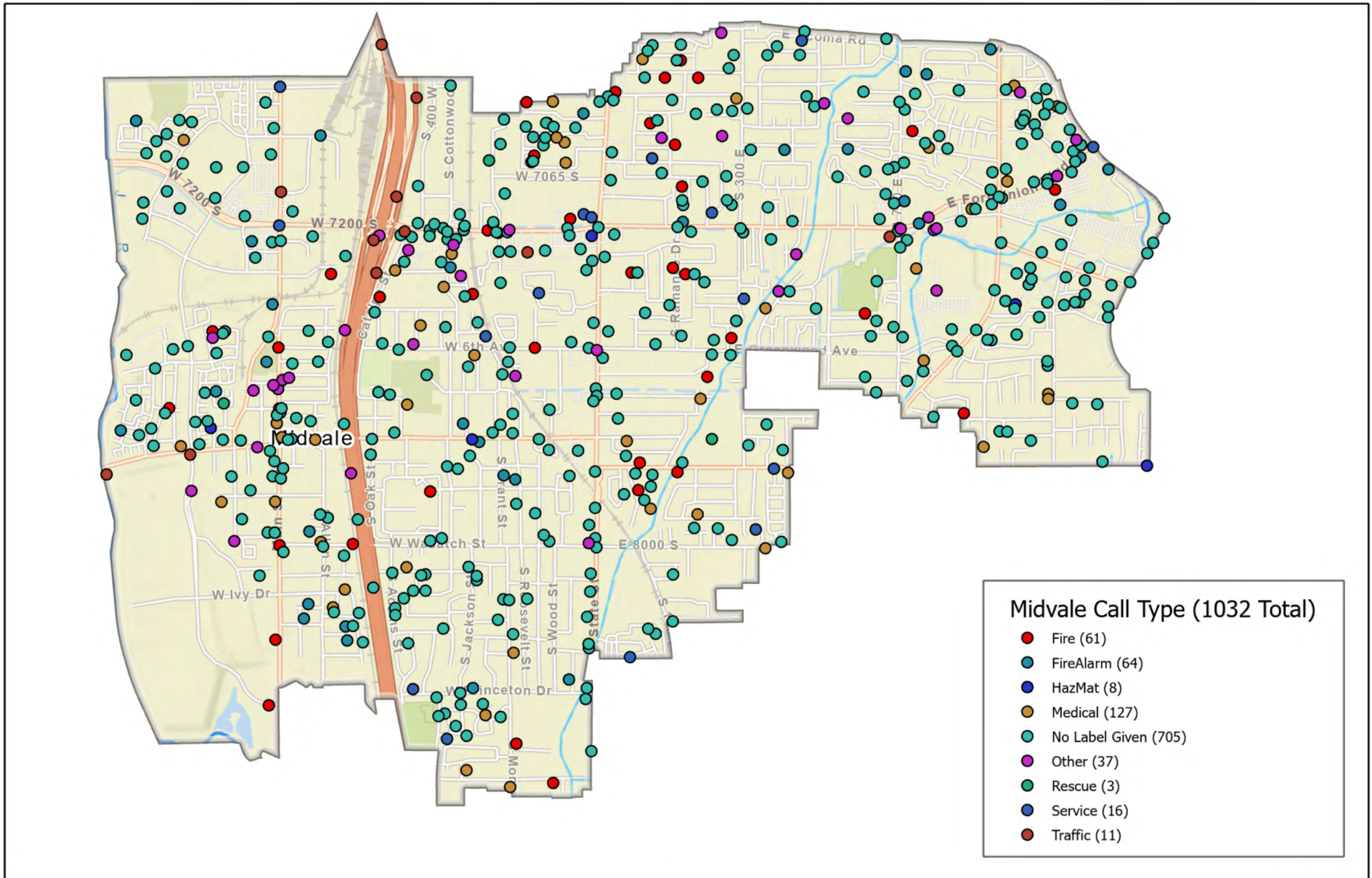
*\*Dispatch to Arrival (does not include call processing time)*

*\*Most incidents require multiple unit responses (top three shown)*


**Midvale City Liaison**  
Division Chief Brad Larson  
(801) 205-4080  
blarson@unifiedfire.org



# UFA CALL TYPE July 1 to September 30 2021



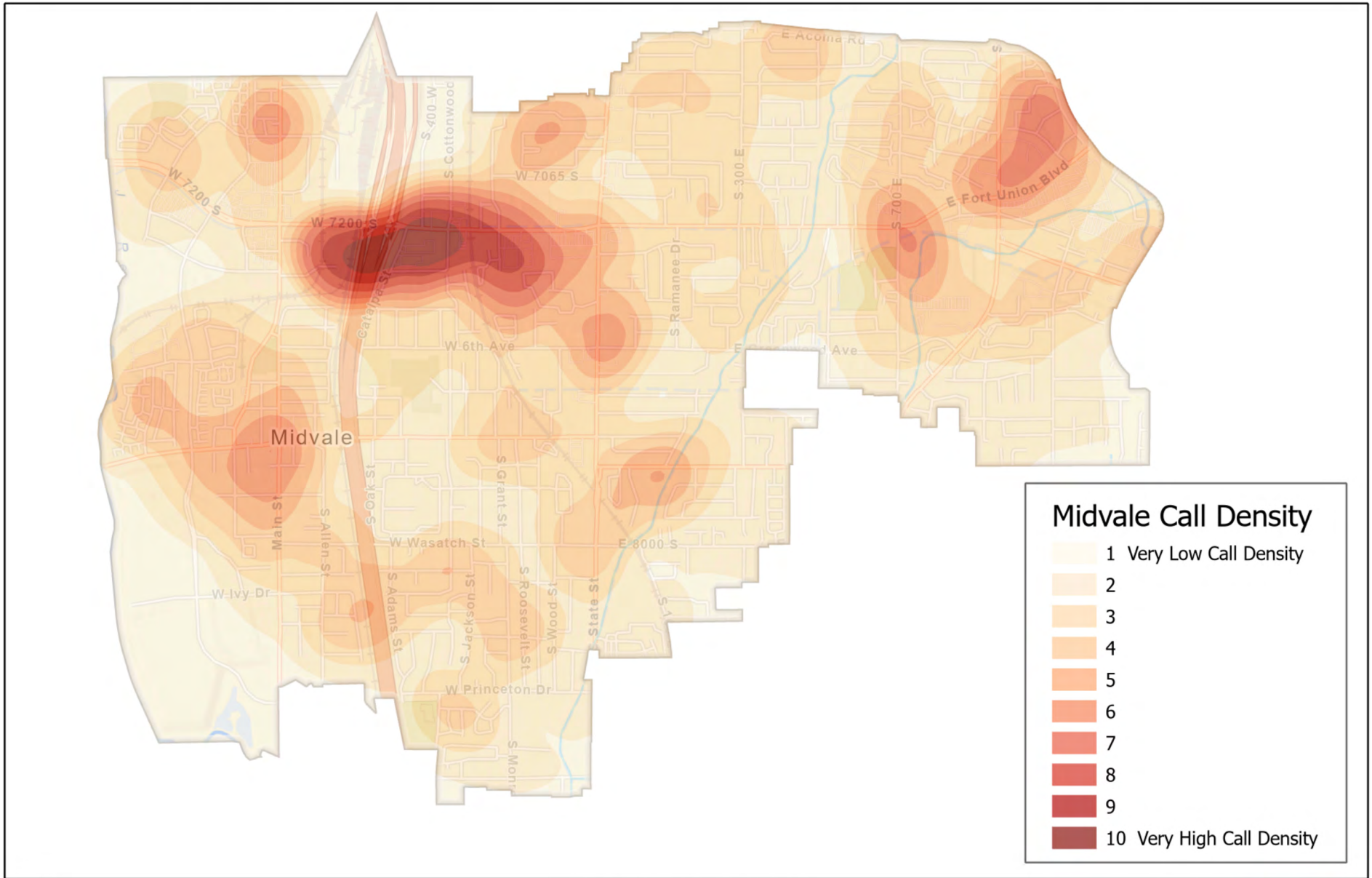
## Midvale City




10/6/2021



# UFA CALL DENSITY July 1 to September 30 2021



## Midvale City



10/5/2021

