



Unified Fire Quarterly Report

MILLCREEK CITY

Quarter 1
Jan. 1, 2021 - Mar. 31, 2021

Call Volume

TOTAL INCIDENTS

1,266

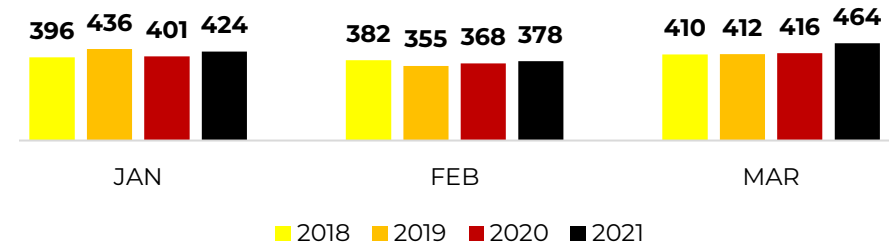
EMERGENT

427

% EMERGENT

33.7%

Four Year Monthly Comparison



Call Type

TOP **FIRE** DISPATCHES

- Structure Fire **(6)**
- Outside Rubbish Fire **(3)**
- Mobile Property (vehicle) Fire **(3)**
- Natural Vegetation Fire **(1)**

TOP **EMS** DISPATCHES

- Sick Person **(62)**
- Falls **(55)**
- Unknown Problem **(34)**
- Breathing Problem **(30)**
- Sick/Altered Level of Consciousness **(15)**

TOP **OTHER** DISPATCHES

- Public Service Assistance **(66)**
- Unintentional System/Detector **(28)**
- System/Detector Malfunction **(13)**
- Electrical Wiring/Equipment Problem **(11)**
- Combustible/Flammable Spills & Leaks **(7)**

Incoming Unit Responses (Engine, Ladder, Ambulance)

Station	Units	%
101 - Millcreek	979	45.96%
106 - E. Millcreek	646	30.33%
104 - Holladay	249	11.69%
112 - Olympus	162	7.61%
110 - C. Heights	49	2.30%
126 - Midvale	19	0.89%

Station	Units	%
117 - Taylorsville	15	0.70%
118 - Taylorsville	11	0.52%
Total	2,130	100%

*Most incidents require multiple unit responses

Emergent Total Time

50TH PERCENTILE

05:07

90TH PERCENTILE

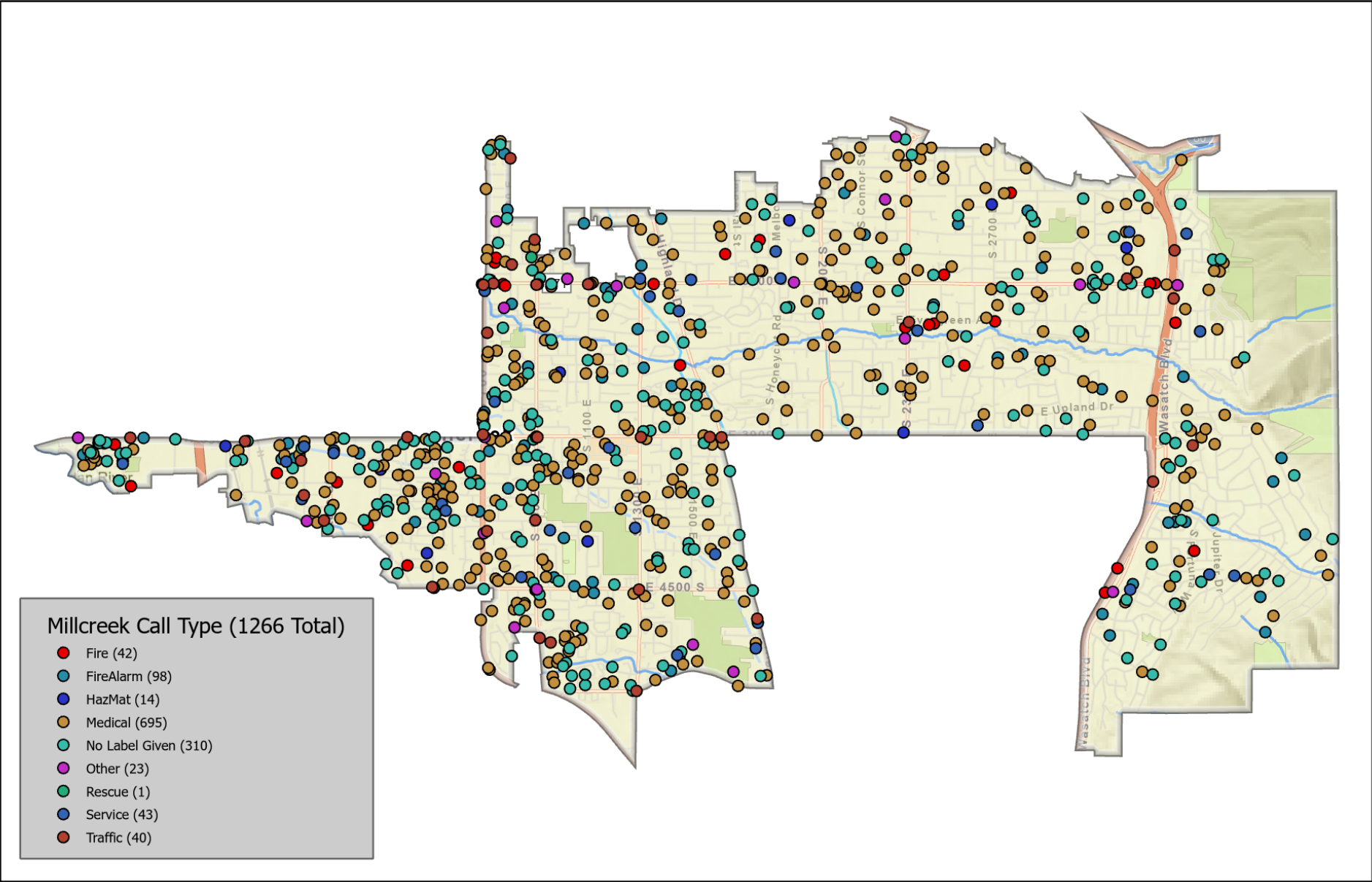
08:31

*Dispatch to Arrival (does not include call processing time)

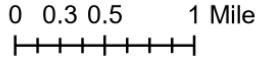
Millcreek City Liaison
Battalion Chief Duane Woolsey
(801) 824-3688
dwoolsey@unifiedfire.org



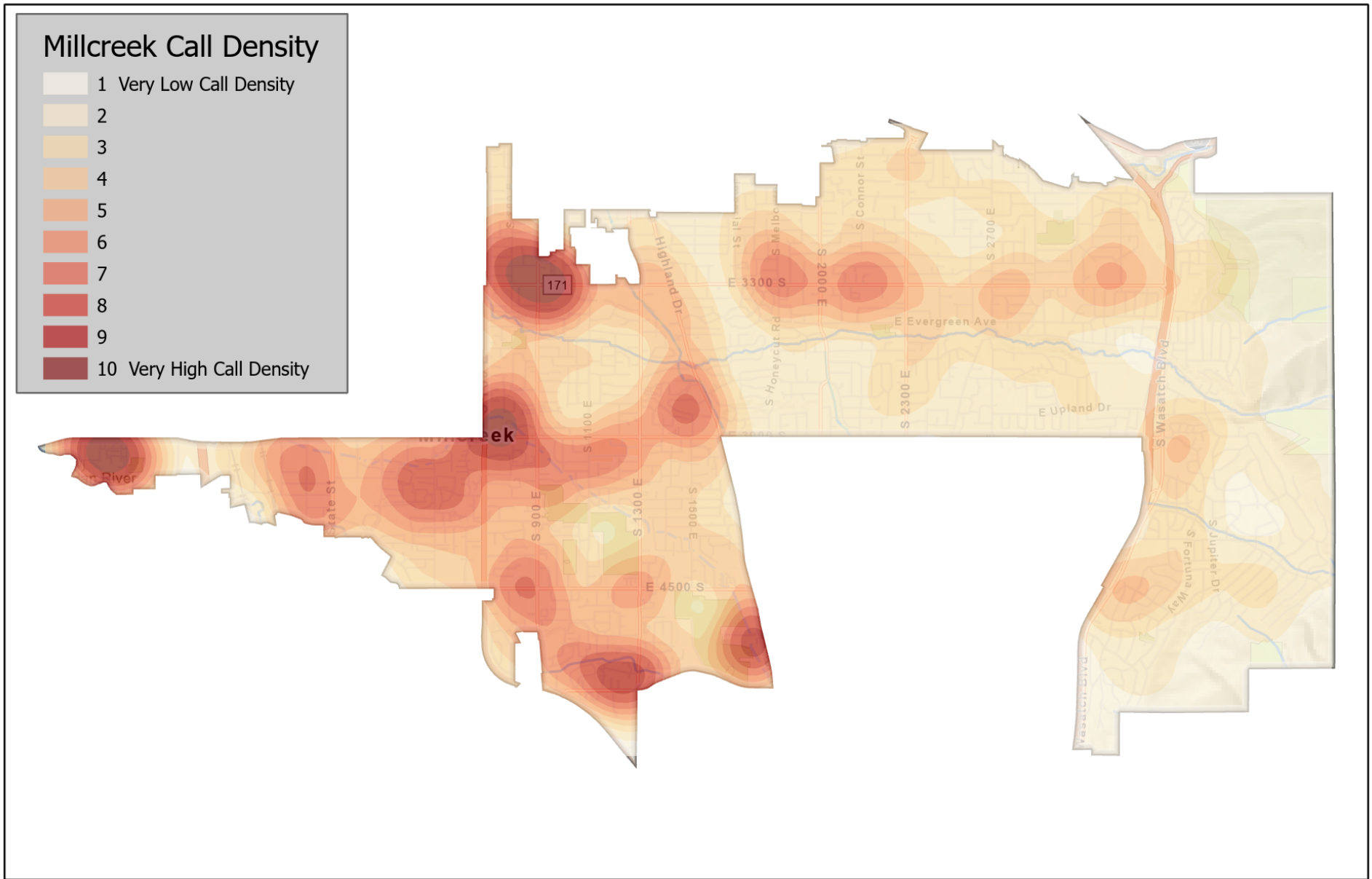
UFA CALL TYPE January 1 to March 31 2021




Millcreek



UFA CALL DENSITY January 1 to March 31 2021



Millcreek City



4/14/2021

