



Unified Fire Quarterly Report

MILLCREEK CITY

Quarter 2
April 1, 2021 - June 30, 2021

Call Volume

TOTAL INCIDENTS

1,476

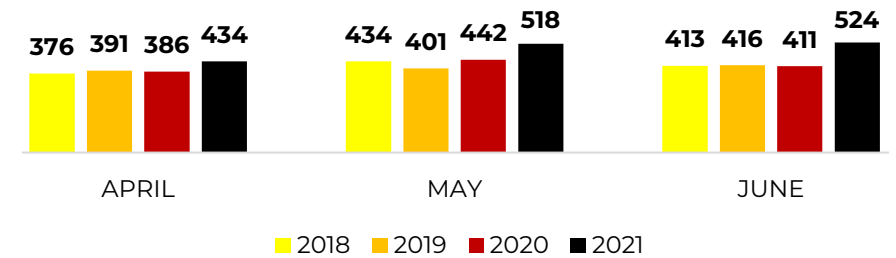
EMERGENT

117

% EMERGENT

8%

Four Year Monthly Comparison



Call Type

TOP **FIRE** DISPATCHES

- Structure Fire **(23)**
- Outside Rubbish Fire **(6)**
- Mobile Property (vehicle) Fire **(5)**
- Natural Vegetation Fire **(3)**
- Special Outside Fire **(2)**

TOP **EMS** DISPATCHES

- Falls **(168)**
- Sick Person **(141)**
- Breathing Problem **(66)**
- Traffic/Transportation Incidents **(60)**
- Seizure **(48)**

TOP **OTHER** DISPATCHES

- Public Service Assistance **(45)**
- Unintentional System/Detector **(40)**
- System/Detector Malfunction **(22)**
- Combustible/Flammable Spills & Leaks **(16)**
- Electrical Wiring/Equipment Problem **(14)**

Incoming Unit

TOP ENGINE/TRUCK RESPONSES

Station	Units	%
101 - Millcreek	624	44.67%
106 - E. Millcreek	349	24.98%
112 - Olympus	237	16.96%
Others	187	13.29%
Total	1,397	100%

TOP AMBULANCE RESPONSES

Station	Units	%
101 - Millcreek	545	49.23%
106 - E. Millcreek	389	35.14%
104 - Holladay	109	9.85%
Others	64	5.78%
Total	1,107	100%

Emergent Total Time

50TH PERCENTILE

05:19

90TH PERCENTILE

10:09

**Dispatch to Arrival (does not include call processing time)*

Millcreek City Liaison

Battalion Chief Duane Woolsey

(801) 824-3688

dwoolsey@unifiedfire.org

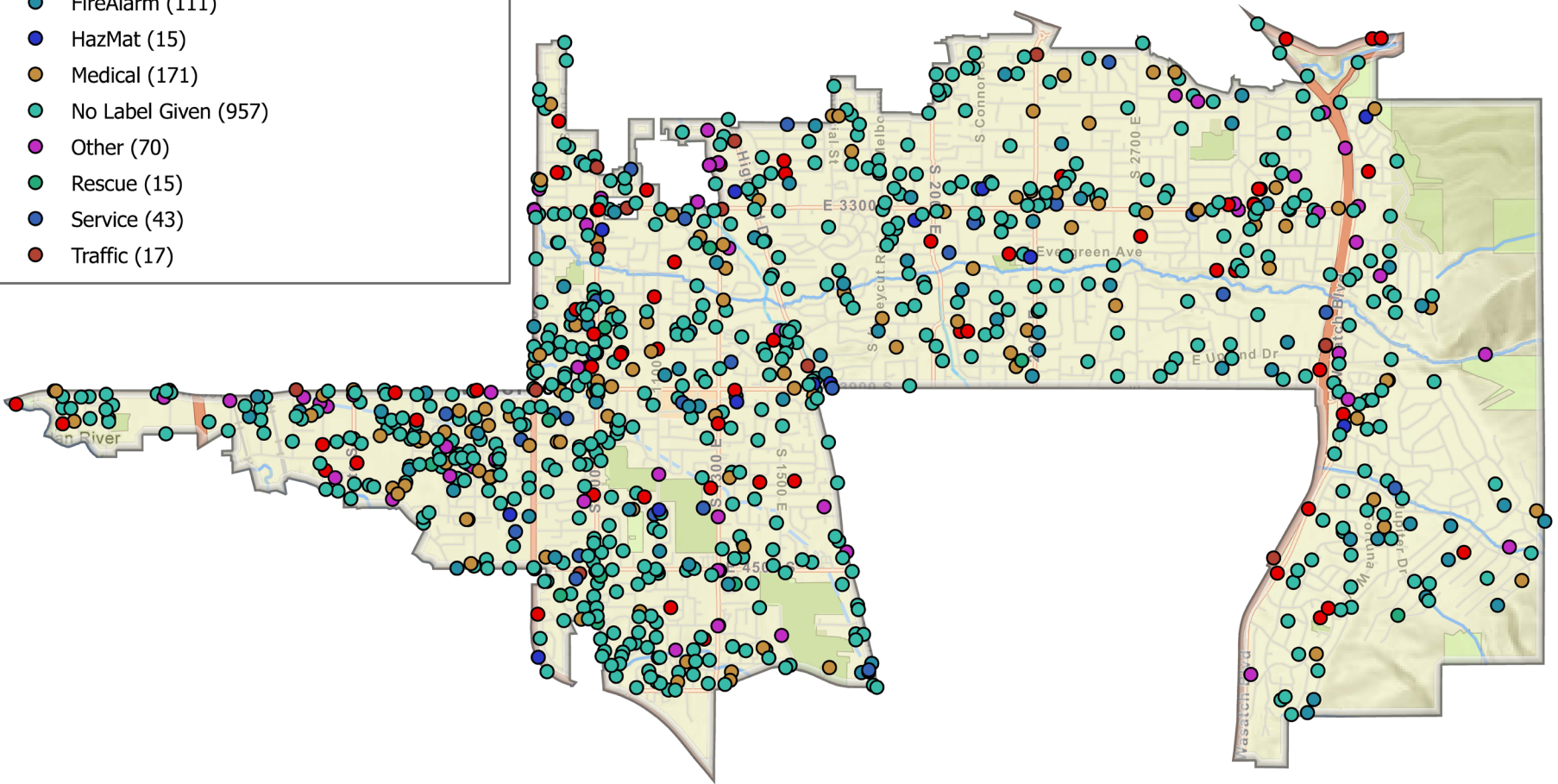


**Most incidents require multiple unit responses (top three shown)*

UFA CALL TYPE April 1 to June 30 2021

Millcreek Call Type (1476 Total)

- Fire (77)
- FireAlarm (111)
- HazMat (15)
- Medical (171)
- No Label Given (957)
- Other (70)
- Rescue (15)
- Service (43)
- Traffic (17)



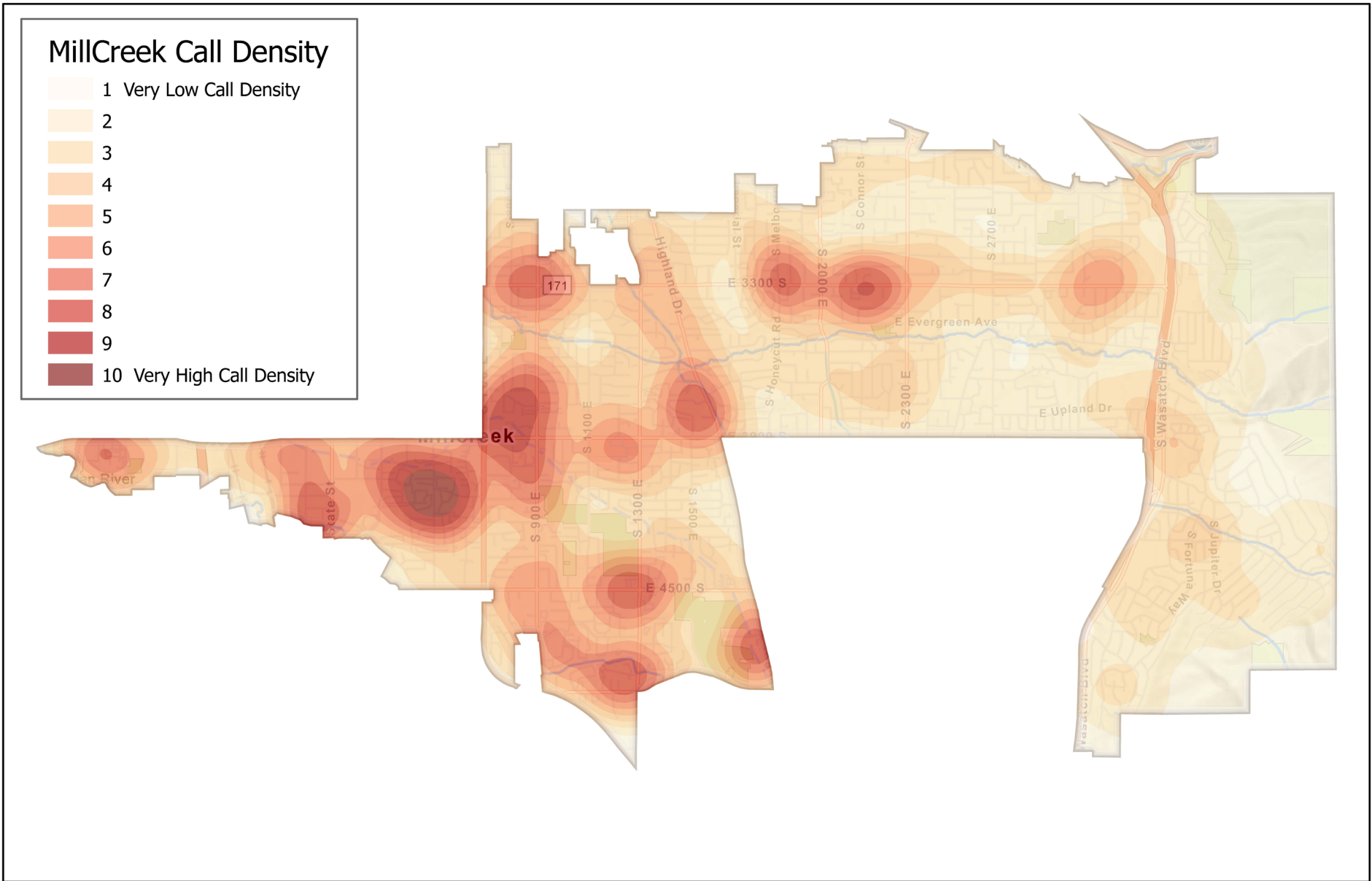
Millcreek City



7/9/2021



UFA CALL DENSITY April 1 June 30 2021



Millcreek City

