



# Unified Fire Quarterly Report

## MILLCREEK CITY

Quarter 3  
July 1, 2021 - Sept. 30, 2021

### Call Volume

TOTAL INCIDENTS

**1,526**

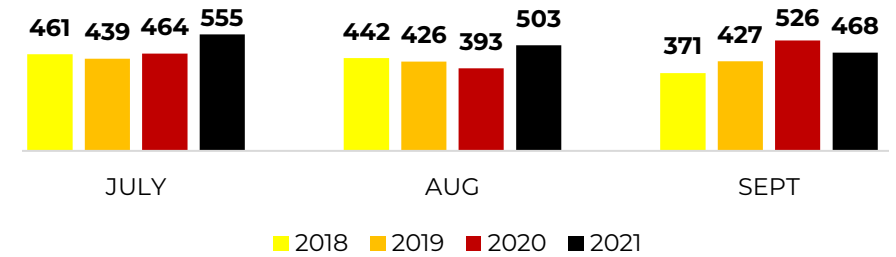
EMERGENT

**165**

% EMERGENT

**11%**

### Four Year Monthly Comparison



### Call Type

TOP **FIRE** DISPATCHES

- Structure Fire **(13)**
- Mobile Property (vehicle) Fire **(5)**
- Natural Vegetation Fire **(4)**
- Outside Rubbish Fire **(2)**
- Special Outside Fire **(1)**

TOP **EMS** DISPATCHES

- Falls **(176)**
- Sick Person **(157)**
- Breathing Problem **(71)**
- Traffic/Transportation Incidents **(59)**
- Unconscious **(42)**

TOP **OTHER** DISPATCHES

- Public Service Assistance **(55)**
- System/Detector Malfunction **(30)**
- Unintentional System/Detector **(27)**
- Combustible/Flammable Spills & Leaks **(20)**
- False Alarm/False Call **(16)**

### Incoming Unit

TOP ENGINE/TRUCK RESPONSES

Station	Units	%
101 - Millcreek	653	46.18%
106 - E. Millcreek	339	23.97%
112 - Olympus	204	14.43%
Others	218	15.42%
<b>Total</b>	<b>1,414</b>	<b>100%</b>

TOP AMBULANCE RESPONSES

Station	Units	%
101 - Millcreek	591	51.75%
106 - E. Millcreek	362	31.7%
104 - Holladay	158	13.84%
Others	31	2.71%
<b>Total</b>	<b>1,142</b>	<b>100%</b>

### Emergent Total Time

50TH PERCENTILE

**05:51**

90TH PERCENTILE

**10:26**

\*Dispatch to Arrival (does not include call processing time)

**Millcreek City Liaison**

Battalion Chief Duane Woolsey

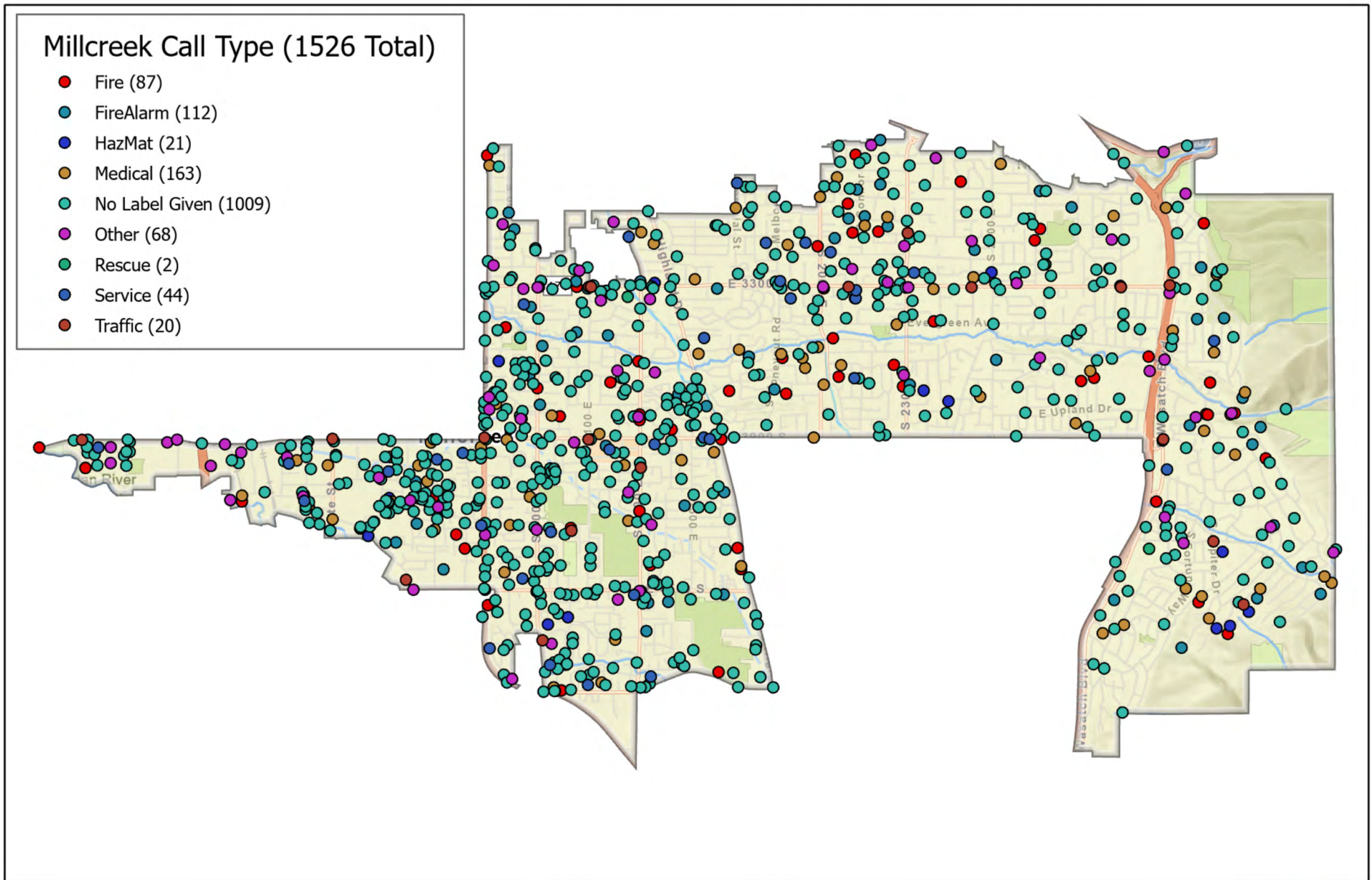
(801) 824-3688

dwoolsey@unifiedfire.org



\*Most incidents require multiple unit responses (top three shown)

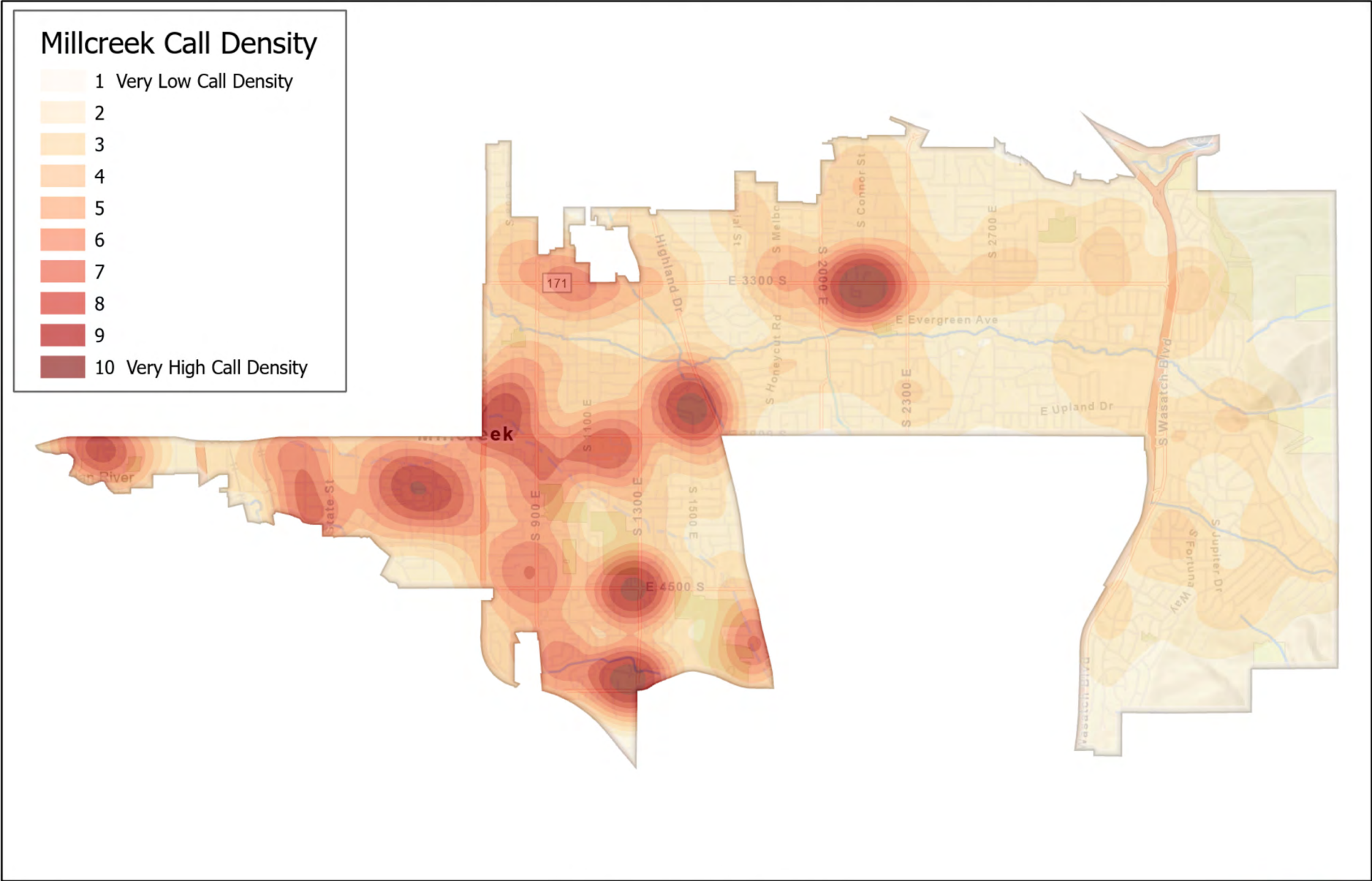
# UFA CALL TYPE July 1 to September 30 2021



## Millcreek City



# UFA CALL DENSITY July 1 September 30 2021



## Millcreek City

