



Unified Fire Quarterly Report

TAYLORSVILLE CITY

Quarter 1
Jan. 1, 2021 - Mar. 31, 2021

Call Volume

TOTAL INCIDENTS

1,135

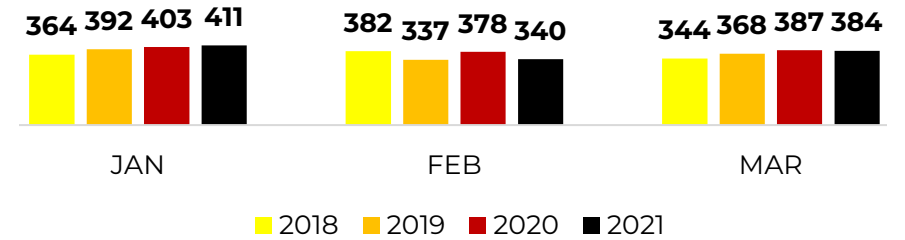
EMERGENT

402

% EMERGENT

35.4%

Four Year Monthly Comparison



Call Type

TOP **FIRE** DISPATCHES

- Structure Fire **(9)**
- Mobile Property (vehicle) Fire **(4)**
- Outside Rubbish Fire **(2)**
- Natural Vegetation Fire **(1)**
- Mobile Property/Fixed Structure **(1)**

TOP **EMS** DISPATCHES

- Incidents **(213)**
- Unknown Problem **(35)**
- Sick Person **(20)**
- Breathing Problem **(19)**
- Unconscious Effective Breathing **(19)**

TOP **OTHER** DISPATCHES

- Public Service Assistance **(30)**
- Unintentional System/Detector **(15)**
- Combustible/Flammable Spills & Leaks **(9)**
- System/Detector Malfunction **(6)**
- Weather, Flood, Natural Disaster **(3)**

Incoming Unit Responses (Engine, Ladder, Ambulance)

Station	Units	%
117 - Taylorsville	807	40.37%
118 - Taylorsville	789	39.47%
109 - Kearns	309	15.46%
101 - Millcreek	56	2.8%
126 - Midvale	30	1.5%
125 - Midvale	5	0.25%

Station	Units	%
106 - E. Millcreek	1	0.05%
120 - Riverton	1	0.05%
252 - Eagle Mtn.	1	0.05%
Total	1,999	100%

*Most incidents require multiple unit responses

Emergent Total Time

50TH PERCENTILE

05:08

90TH PERCENTILE

08:13

*Dispatch to Arrival (does not include call processing time)

Taylorville City Liaison


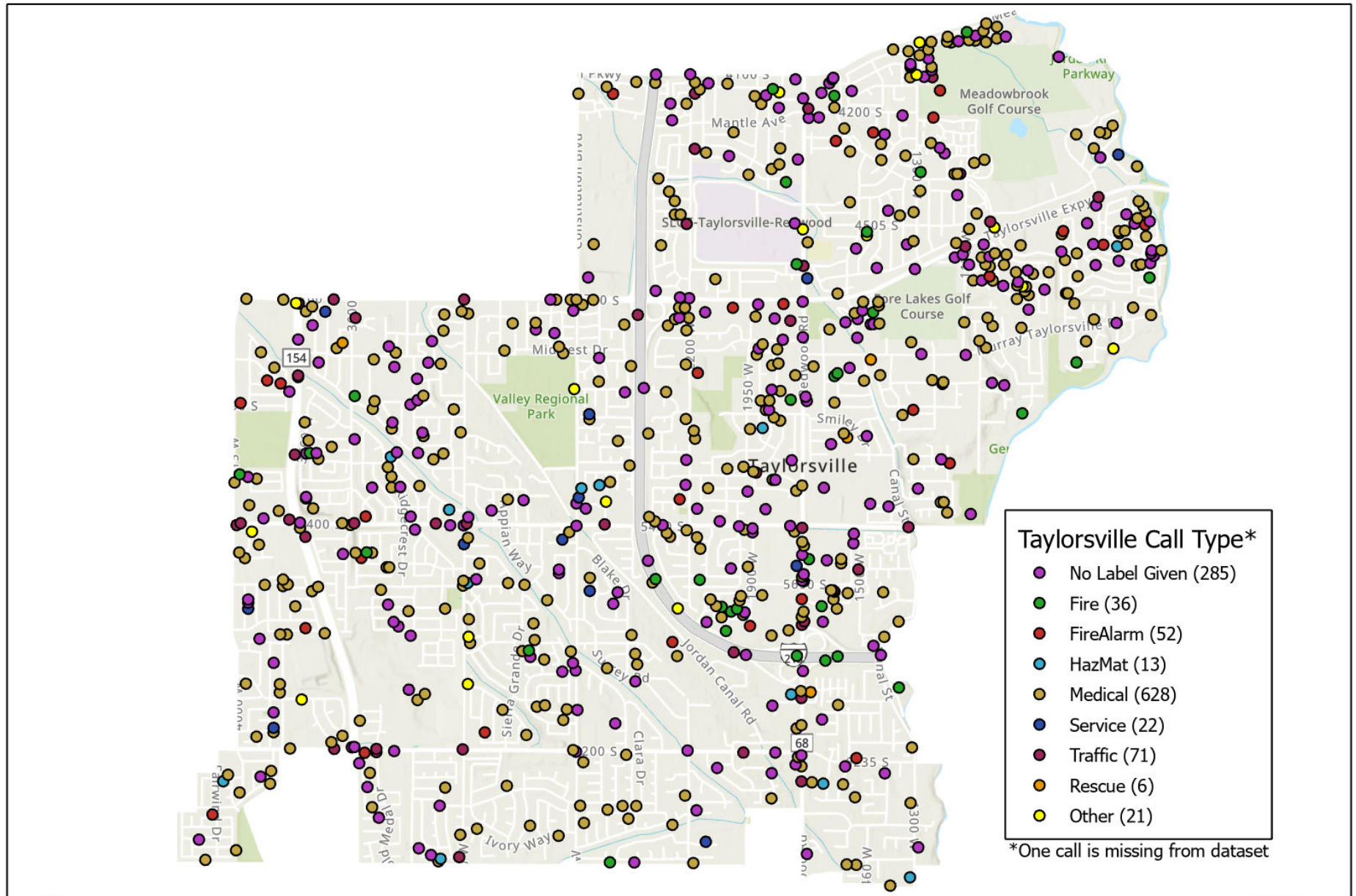
Captain Richard Rich

(801) 450-8850

rrich@unifiedfire.org




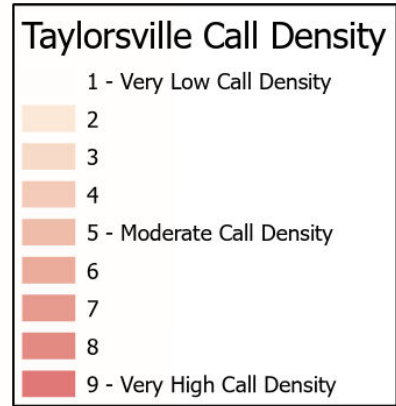
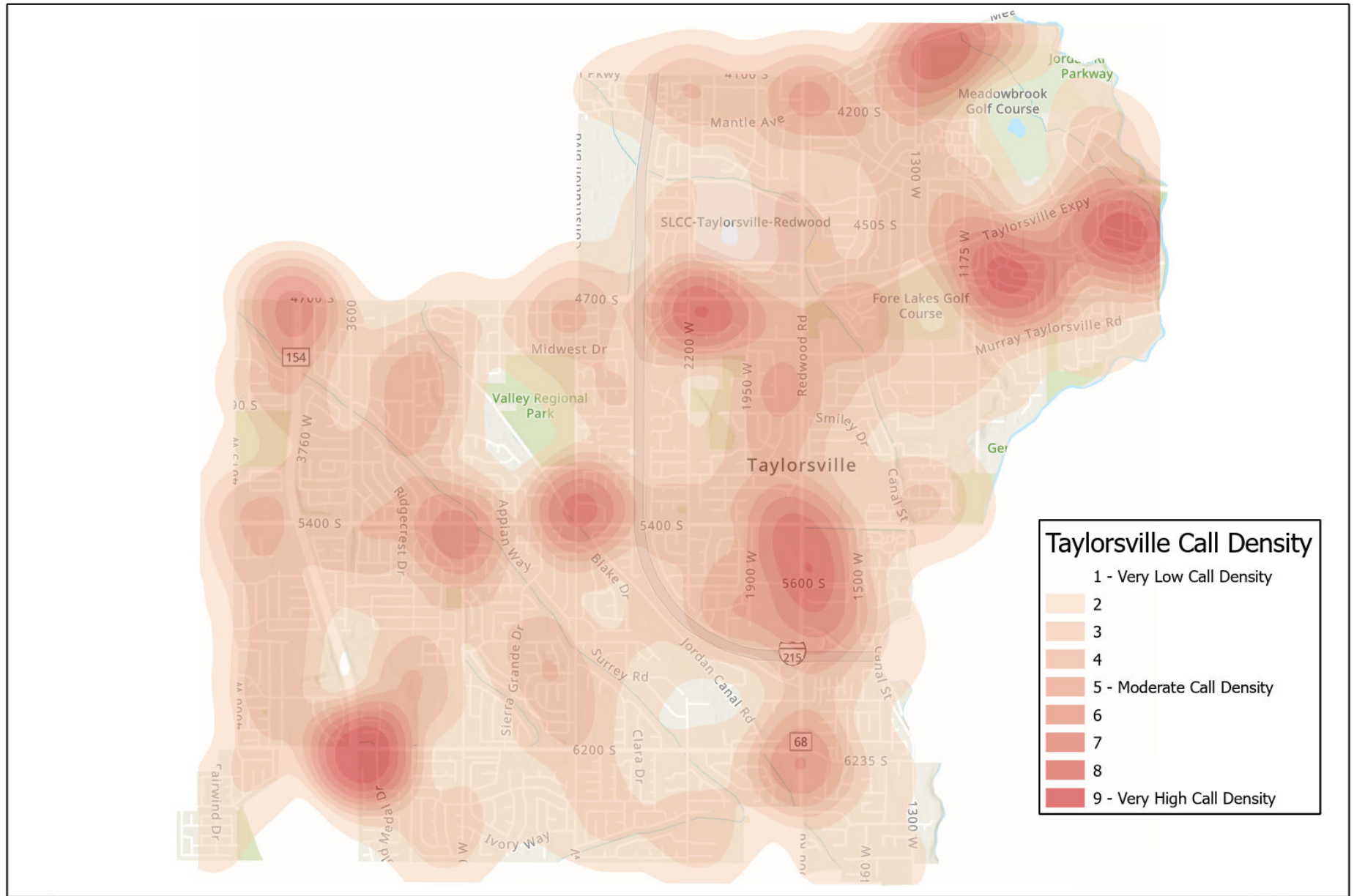
UFA Call Type January to March 2021



Date: 04/06/2021



UFA Call Density January to March 2021



Date: 04/06/2021

