



Unified Fire Quarterly Report

TAYLORSVILLE CITY

Quarter 2
April 1, 2021 - June 30, 2021

Call Volume

TOTAL INCIDENTS

1,322

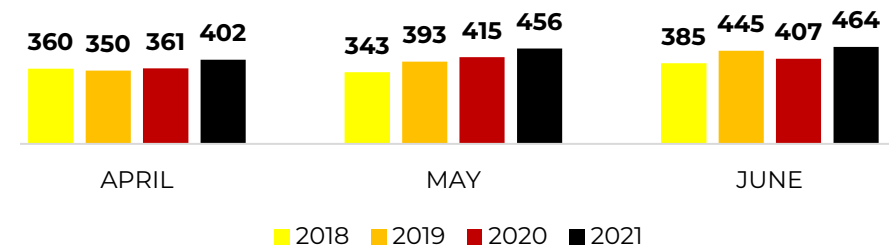
EMERGENT

100

% EMERGENT

8%

Four Year Monthly Comparison



Call Type

TOP FIRE DISPATCHES

- Structure Fire **(10)**
- Outside Rubbish Fire **(4)**
- Mobile Property (vehicle) Fire **(3)**
- Natural Vegetation Fire **(3)**
- Fire, Other **(1)**

TOP EMS DISPATCHES

- Sick Person **(153)**
- Traffic/Transportation Incidents **(123)**
- Falls **(111)**
- Breathing Problem **(62)**
- Mental **(43)**

TOP OTHER DISPATCHES

- Public Service Assistance **(31)**
- Unintentional System/Detector **(25)**
- Combustible/Flammable Spills **(9)**
- System/Detector Malfunction **(9)**
- Electrical/Equipment Problem **(7)**

Incoming Unit

TOP ENGINE/TRUCK RESPONSES

Station	Units	%
117 - Taylorsville	701	56.6%
118 - Taylorsville	425	34.3%
109 - Kearns	105	8.5%
Total	1,239	100%

TOP AMBULANCE RESPONSES

Station	Units	%
117 - Taylorsville	505	48.9%
118 - Taylorsville	416	40.3%
109 - Kearns	105	10.2%
Total	1,033	100%

Emergent Total Time

50TH PERCENTILE

05:39

90TH PERCENTILE

11:34

**Dispatch to Arrival (does not include call processing time)*

Taylorville City Liaison

Captain Richard Rich

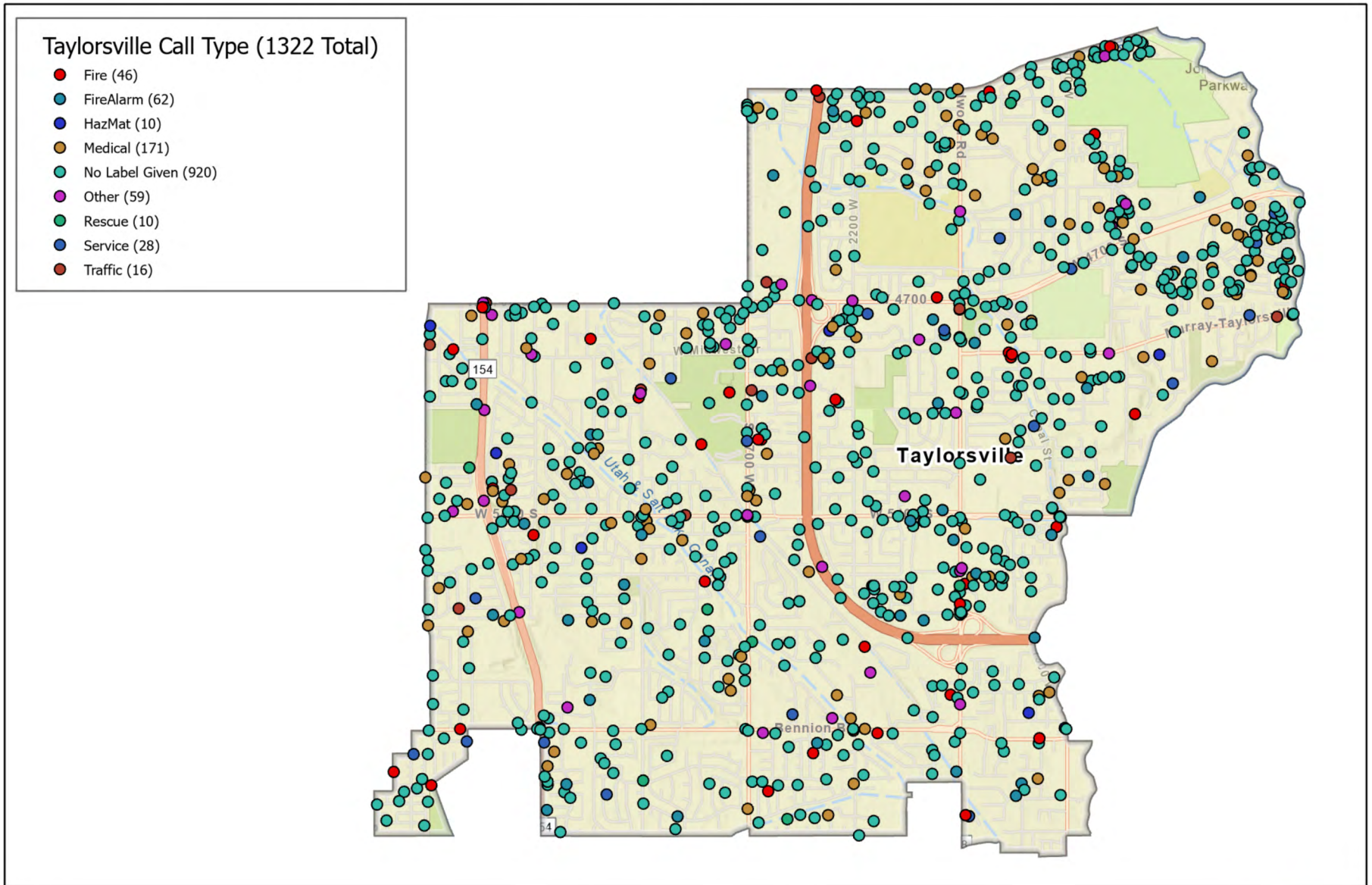
(801) 450-8850

rrich@unifiedfire.org




**Most incidents require multiple unit responses (top three shown)*

UFA CALL TYPE April 1 to June 30 2021



Taylorsville City



7/2/2021

