



Unified Fire Quarterly Report

TOWN OF ALTA

Quarter 1
Jan. 1, 2021 - Mar. 31, 2021

Call Volume

TOTAL INCIDENTS

44

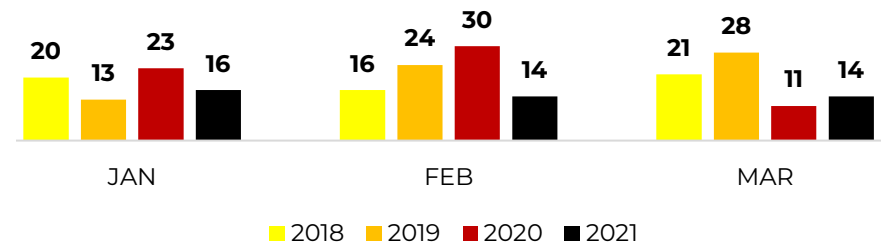
EMERGENT

10

% EMERGENT

22.7%

Four Year Monthly Comparison



Call Type

TOP **FIRE** DISPATCHES

- Mobile Property (vehicle) Fire **(1)**

TOP **EMS** DISPATCHES

- Unknown Problem **(9)**
- Traumatic Injuries/Possibly Dangerous **(7)**
- Trauma **(5)**
- Responder Request **(2)**
- Seizure **(1)**

TOP **OTHER** DISPATCHES

- N/A

Incoming Unit Responses (Engine, Ladder, Ambulance)

Station	Units	%
113 - Snowbird	39	56.52%
110 - C. Heights	15	21.74%
126 - Midvale	11	15.94%
116 - Wasatch	4	5.80%

Station	Units	%
Total	69	100%

*Most incidents require multiple unit responses

Emergent Total Time

50TH PERCENTILE

07:34

90TH PERCENTILE

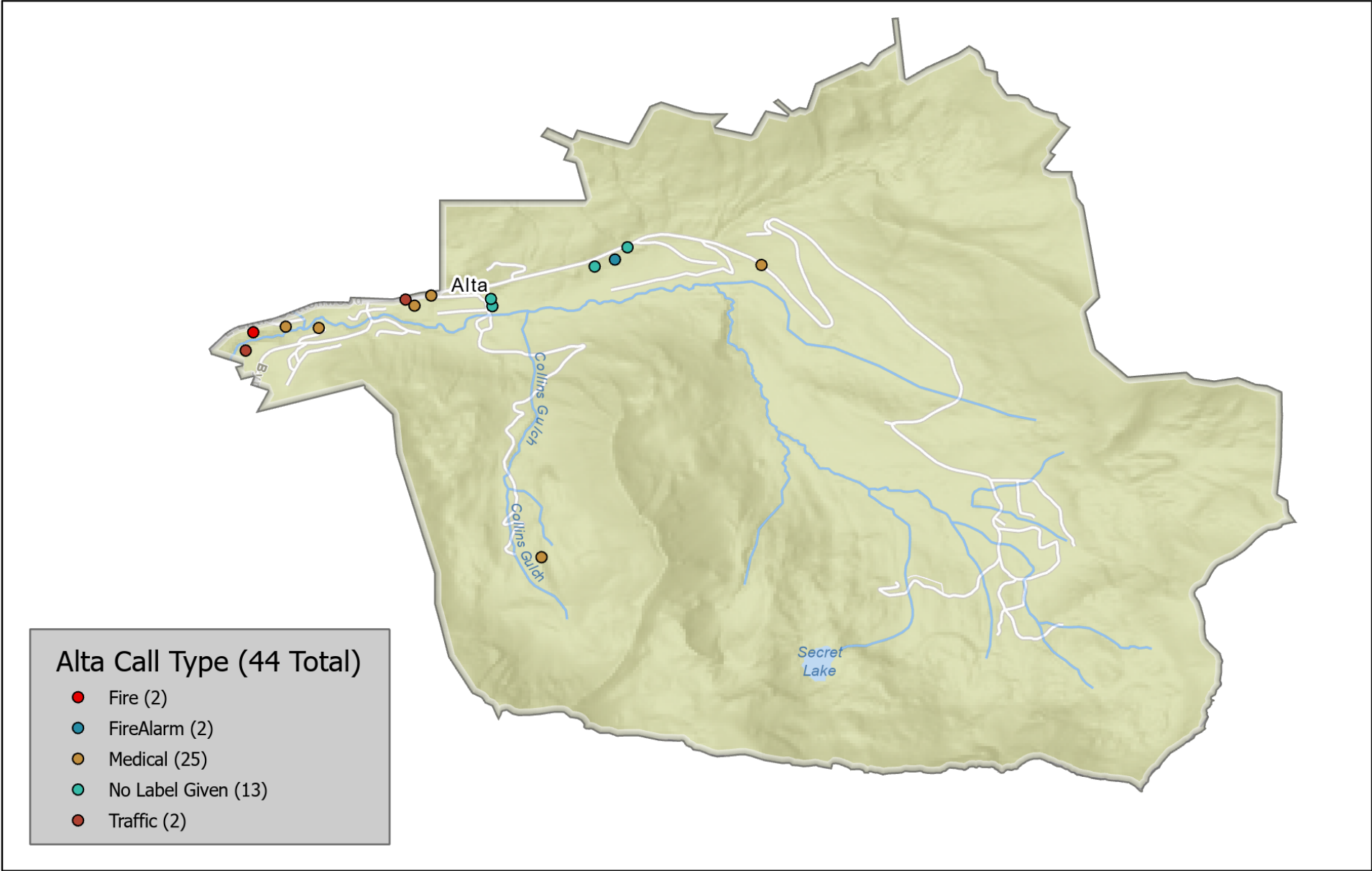
24:01

*Dispatch to Arrival (does not include call processing time)

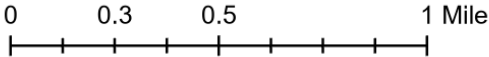
Town of Alta Liaison
Division Chief Jay Torgersen
(801) 824-3716
jtorgersen@unifiedfire.org



UFA CALL TYPE January 1 to March 31 2021



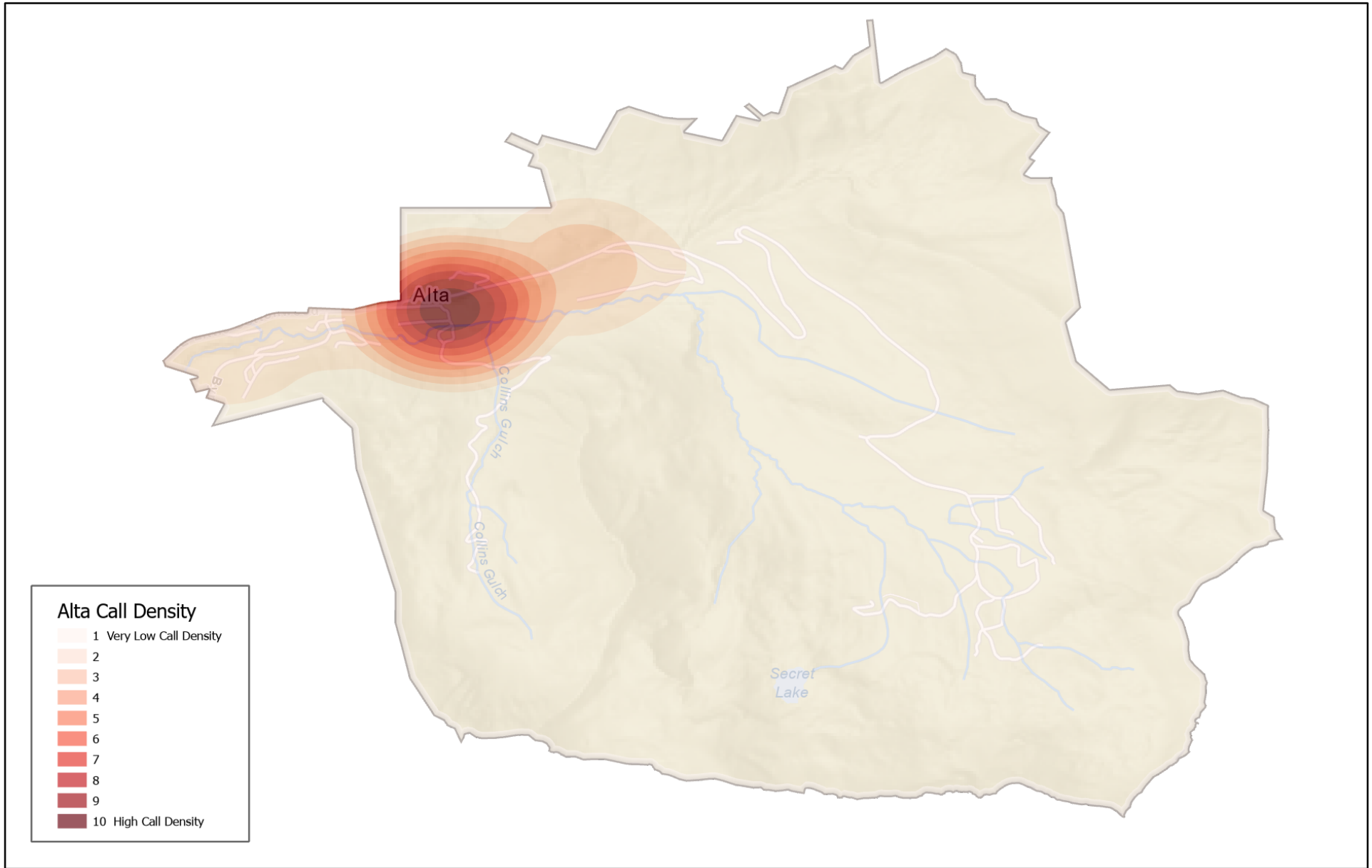
Alta Town




4/14/2021



UFA CALL DENSITY January 1 to March 31 2021



Alta Town



4/14/2021

