



Unified Fire Quarterly Report

TOWN OF ALTA

Quarter 2
April 1, 2021 - June 30, 2021

Call Volume

TOTAL INCIDENTS

19

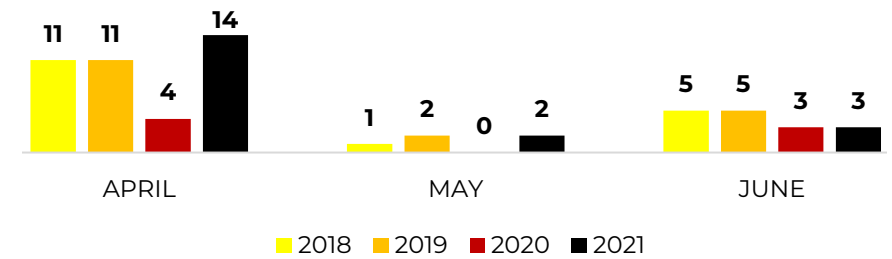
EMERGENT

2

% EMERGENT

11%

Four Year Monthly Comparison



Call Type

TOP **FIRE** DISPATCHES

- N/A

TOP **EMS** DISPATCHES

- Trauma **(6)**
- Responder Request **(2)**
- Unconscious **(2)**
- Unknown Problem **(2)**

TOP **OTHER** DISPATCHES

- Electrical Wiring/Equipment Problem **(1)**
- Water Problem **(1)**
- Unintentional System/Detector **(1)**

Incoming Unit

TOP ENGINE/TRUCK RESPONSES

Station	Units	%
113 - Snowbird	14	77.78%
116 - Wasatch	3	16.67%
110 - C. Heights	1	5.56%
Total	18	100%

TOP AMBULANCE RESPONSES

Station	Units	%
110 - C. Heights	9	50%
126 - Midvale	8	44.44%
101 - Millcreek	1	5.56%
Total	18	100%

*Most incidents require multiple unit responses

Emergent Total Time

50TH PERCENTILE

07:00

90TH PERCENTILE

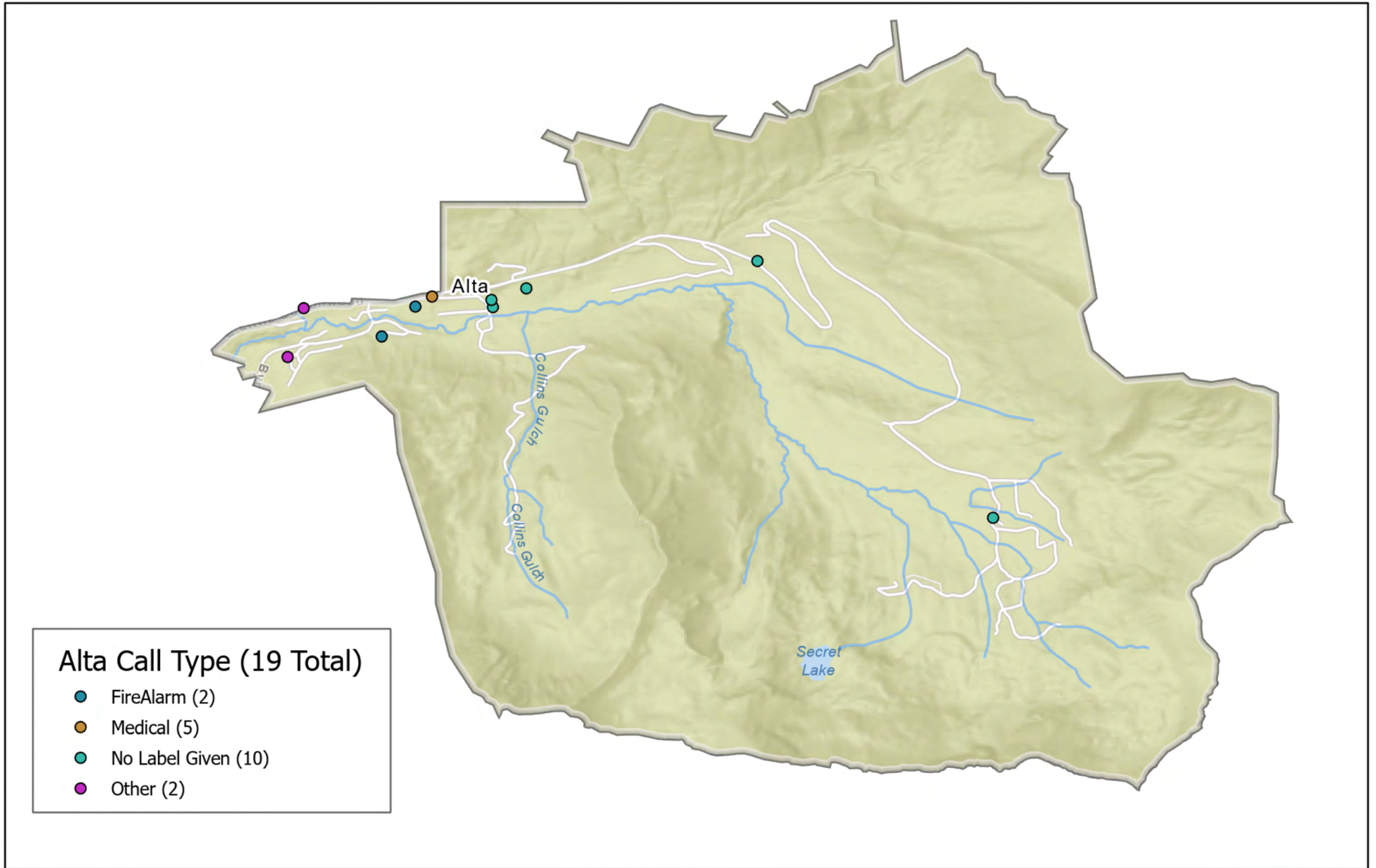
07:00

*Dispatch to Arrival (does not include call processing time)


Town of Alta Liaison
Division Chief Jay Torgersen
(801) 824-3716
jtorgersen@unifiedfire.org



UFA CALL TYPE April 1 to June 30 2021



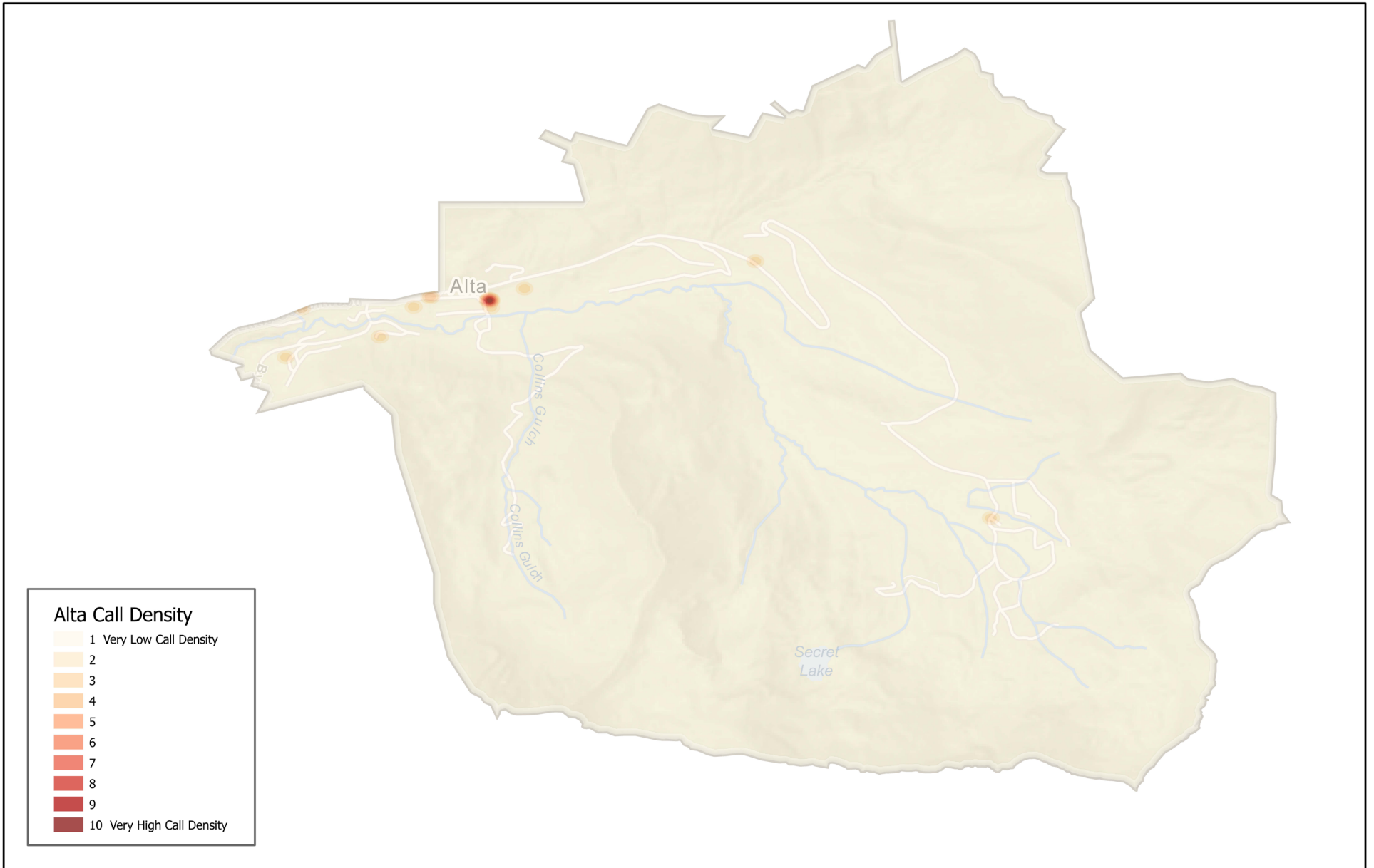
Alta Town



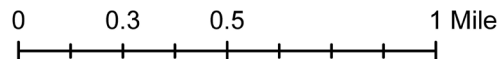

7/7/2021



UFA CALL DENSITY April 1 to June 30 2021



Alta Town



7/7/2021

