



Unified Fire Quarterly Report

TOWN OF ALTA

Quarter 3
July 1, 2021 - Sept. 30, 2021

Call Volume

TOTAL INCIDENTS

13

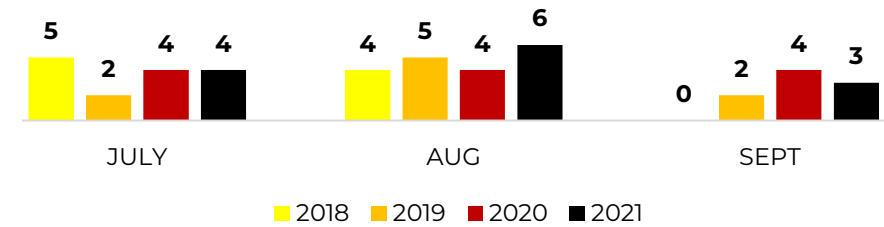
EMERGENT

2

% EMERGENT

15%

Four Year Monthly Comparison



Call Type

TOP **FIRE** DISPATCHES

- Mobile Property (vehicle) Fire **(1)**

TOP **EMS** DISPATCHES

- Falls **(2)**
- Sick Person **(2)**
- Trauma **(2)**
- Exposure **(1)**
- Unconscious **(1)**

TOP **OTHER** DISPATCHES

- System/Detector Malfunction **(1)**

Incoming Unit

TOP ENGINE/TRUCK RESPONSES

Station	Units	%
113 - Snowbird	10	90.91%
116 - Wasatch	1	9.09%
Total	11	100%

TOP AMBULANCE RESPONSES

Station	Units	%
110 - C. Heights	6	75%
126 - Midvale	2	25%
Total	8	100%

Emergent Total Time

50TH PERCENTILE

07:23

90TH PERCENTILE

07:23


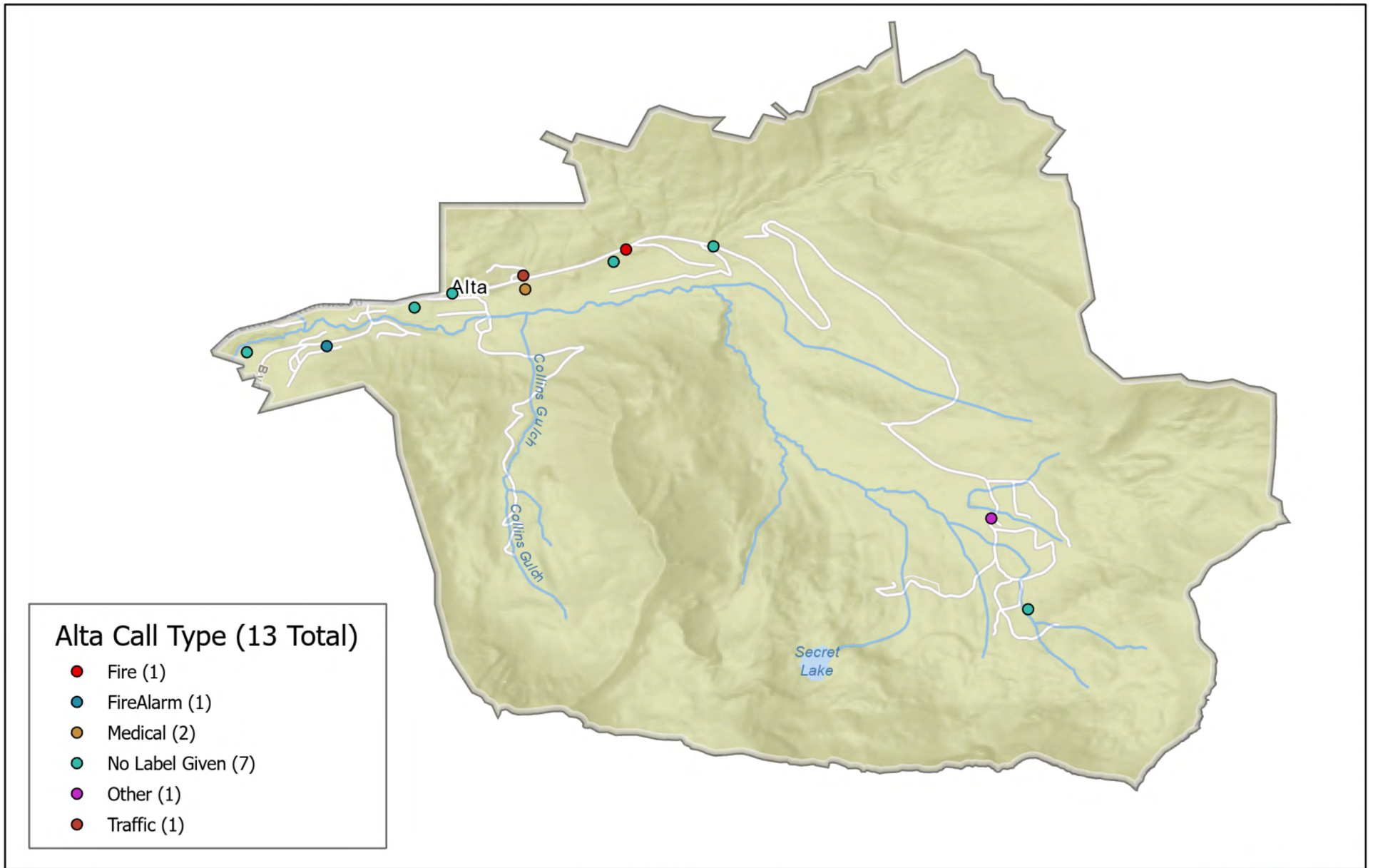
*Dispatch to Arrival (does not include call processing time)

*Most incidents require multiple unit responses

Town of Alta Liaison
Division Chief Jay Torgersen
(801) 824-3716
jtorgersen@unifiedfire.org



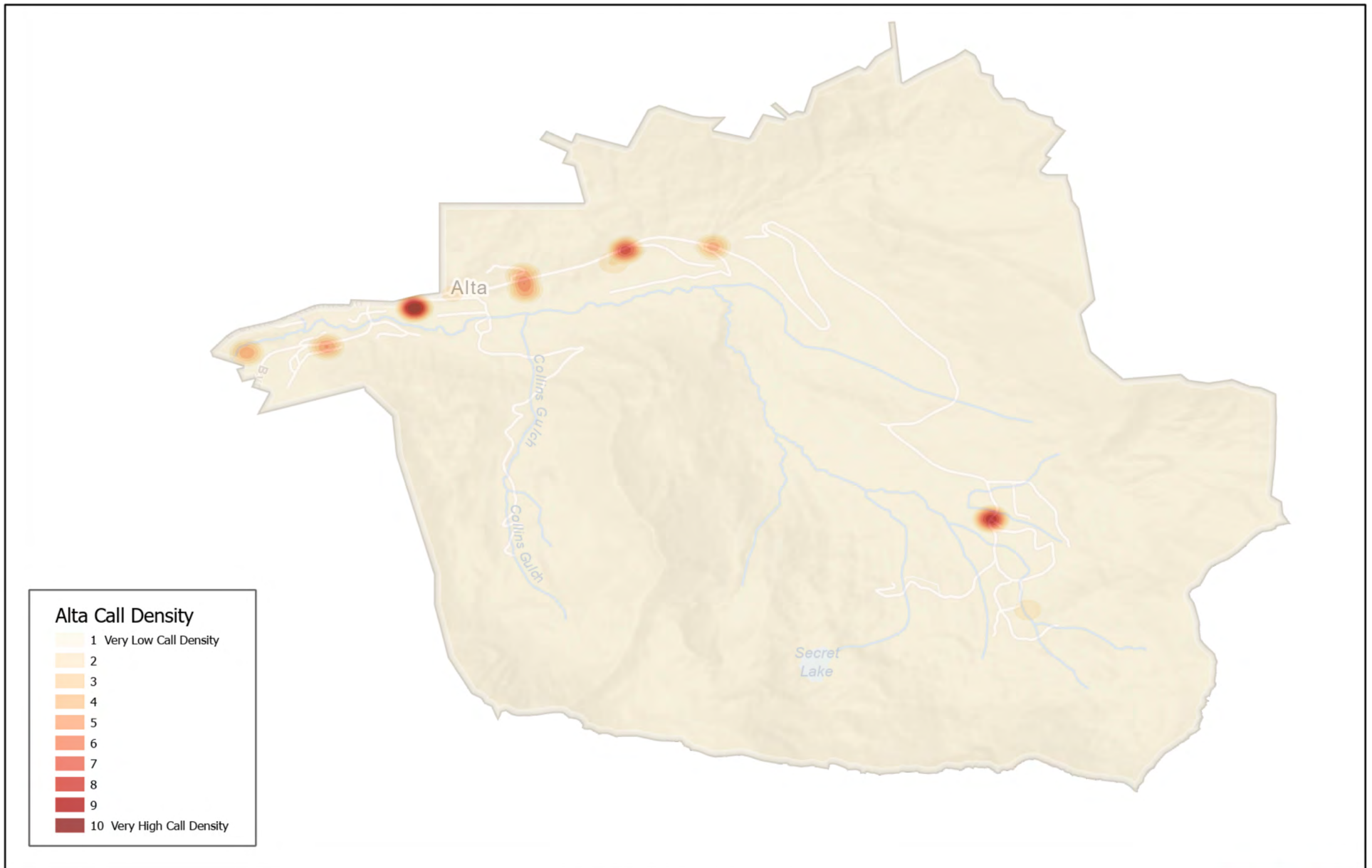
UFA CALL TYPE July 1 to September 30 2021




10/5/2021



UFA CALL DENSITY July 1 to September 30 2021



Alta Town



10/5/2021

