



Unified Fire Quarterly Report

TOWN OF BRIGHTON

Quarter 1
Jan. 1, 2021 - Mar. 31, 2021

Call Volume

TOTAL INCIDENTS

124

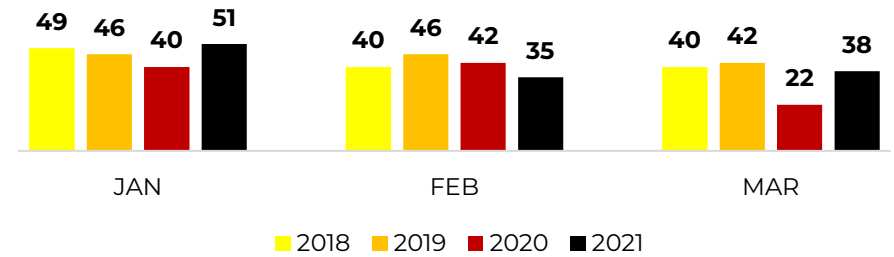
EMERGENT

39

% EMERGENT

31.5%

Four Year Monthly Comparison



Call Type

TOP **FIRE** DISPATCHES

- Structure Fire **(1)**

TOP **EMS** DISPATCHES

- Traumatic Injuries/Possibly Dangerous **(20)**
- Trauma **(20)**
- Traumatic Injuries **(13)**
- Traumatic Injuries/Not Dangerous **(4)**
- Falls **(4)**

TOP **OTHER** DISPATCHES

- Unintentional System/Detector **(4)**
- System/Detector Malfunction **(1)**
- Public Service Assistance **(1)**

Incoming Unit Responses (Engine, Ladder, Ambulance)

Station	Units	%
108 - Brighton	104	47.71%
110 - C. Heights	61	27.98%
126 - Midvale	27	12.39%
116 - Wasatch	18	8.26%
104 - Holladay	7	3.21%
112 - Olympus	1	0.46%

Station	Units	%
Total	218	100%

*Most incidents require multiple unit responses

Emergent Total Time

50TH PERCENTILE

08:05

90TH PERCENTILE

26:31

*Dispatch to Arrival (does not include call processing time)

Town of Brighton Liaison

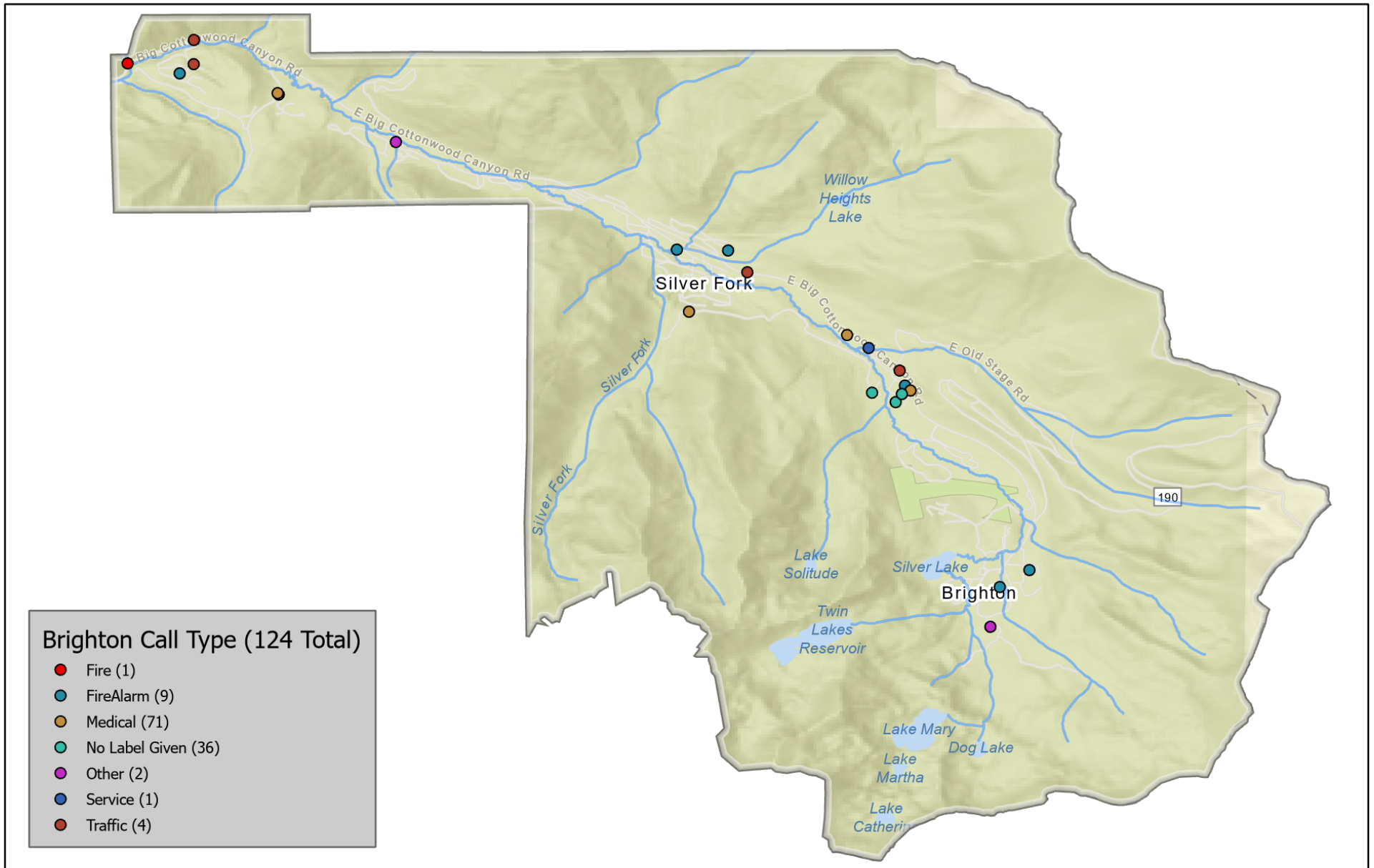
Operations Chief Dusty Dern

(801) 819-5004


ddern@unifiedfire.org



UFA CALL TYPE January 1 to March 31 2021



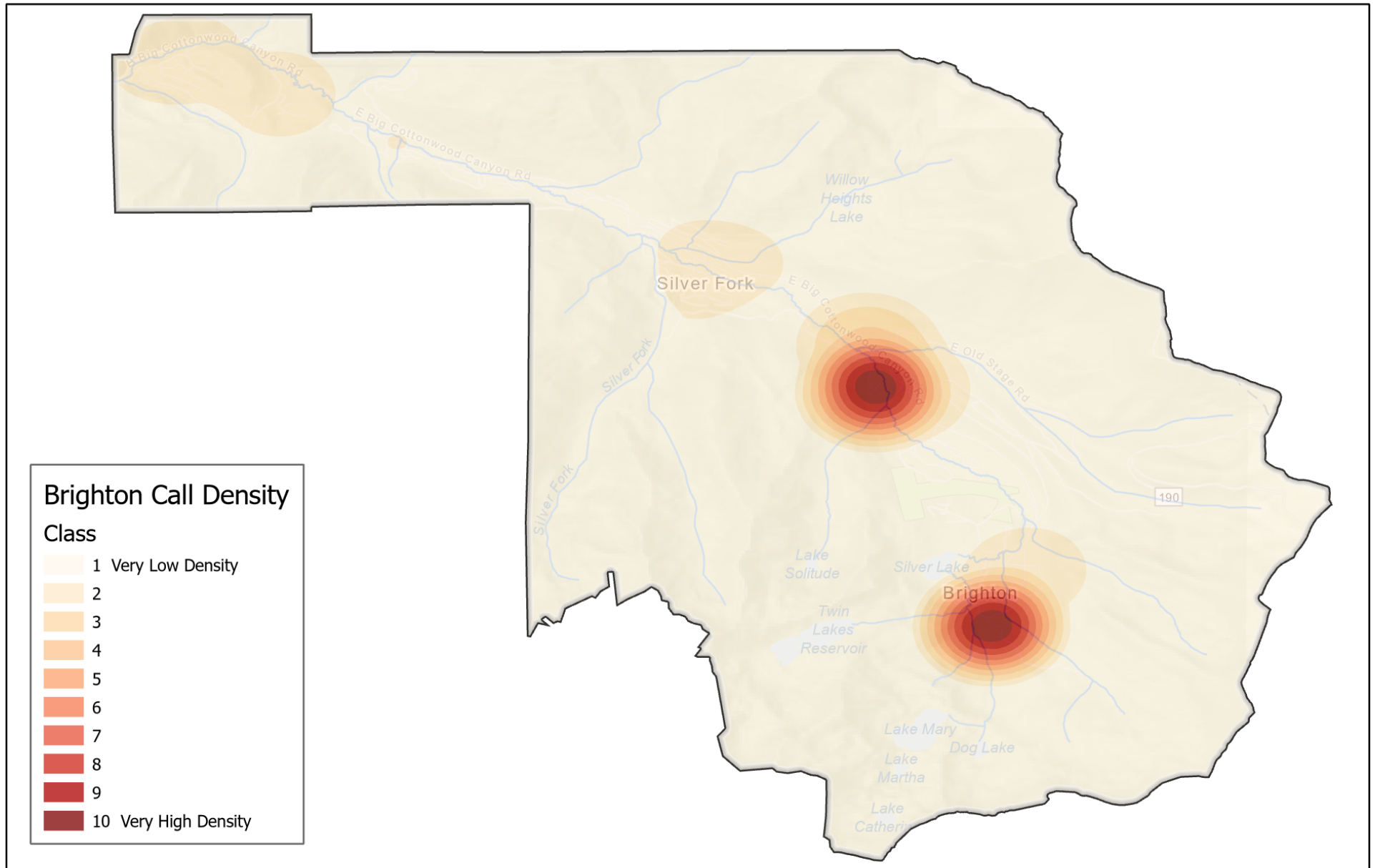
Brighton Town




4/13/2021



UFA CALL DENSITY January 1 to March 31 2021



Brighton Town



4/14/2021

